

Compbrake Motorsport Stages

Sunday 14th May 2023

Final Award Winners



Pos	No.	Driver/Co-Driver	Class	Vehicle	Total	Diff. Leader	Overall Pos
First Overall - The Westmorland Motors Trophy							
1	3	Mark Kelly/Rob Sadler	E	Ford Fiesta R5	0:26:25		1
Second Overall							
2	4	Paul Murro/Callum Cross	E	Ford Fiesta R5	0:26:40	0:15	2
Third Overall							
3	2	Mark Smith/Tim Nunn	E	Darrian T90 GTR	0:26:51	0:26	3
Class B							
1	47	Ryan Jenkinson/Kris Coombes	B	Ford Puma	0:30:48		22
2	48	Andy Jordan/Jonathon Jones	B	Vauxhall Nova	0:30:53	0:05	24
3	50	Owain Thomas/Glyn Thomas	B	Peugeot 106 Rallye	0:31:32	0:44	28
Class C							
1	17	Daniel Poole/Irvine Holtom	C	Vauxhall Corsa	0:28:50		9
2	23	Richard Kay/Ian McLean	C	Vauxhall Corsa	0:29:52	1:02	14
3	16	Geoff McQuilling/Sophie Landen	C	Honda Civic	0:29:59	1:09	16
Class D							
1	1	Jason Wilson/Lee Wilson	D	Darrian T90 GTR	0:26:55		5
2	9	Michael Gilman/Jonathan Needham	D	Darrian T90	0:28:16	1:21	8
3	12	Ian Curwen/Katy Mashiter	D	Ford Escort Mk2	0:29:56	3:01	15
Class E							
1	7	Simon Bowen/Craig Simpkins	E	Ford Fiesta S2000T	0:26:55		4
2	5	Nigel Worswick/Dylan Thomas	E	Ford Fiesta S2000T	0:27:20	0:25	6
3	6	Dave Roberts/Nigel Perkins	E	Ford Escort Mk2	0:28:08	1:13	7
Finnal Results Signed by Mike King Clerk of the Course							



Compbrake Motorsport Stages

Sunday 14th May 2023

Final Results



Pos	No.	Driver/Co-driver	Class	Class Posn.	Vehicle	Total Stages	Total Penalty	Total Time	Diff. Leader
1	3	Mark Kelly/Rob Sadler	E	1	Ford Fiesta R5	0:26:25		0:26:25	
2	4	Paul Murro/Callum Cross	E	2	Ford Fiesta R5	0:26:40		0:26:40	0:15
3	2	Mark Smith/Tim Nunn	E	3	Darran T90 GTR	0:26:51		0:26:51	0:26
4	7	Simon Bowen/Craig Simpkins	E	4	Ford Fiesta S2000T	0:26:55		0:26:55	0:30
5	1	Jason Wilson/Lee Wilson	D	1	Darran T90 GTR	0:26:55		0:26:55	0:30
6	5	Nigel Worswick/Dylan Thomas	E	5	Ford Fiesta S2000T	0:27:20		0:27:20	0:55
7	6	Dave Roberts/Nigel Perkins	E	6	Ford Escort Mk2	0:28:08		0:28:08	1:43
8	9	Michael Gilman/Jonathan Needham	D	2	Darran T90	0:28:16		0:28:16	1:51
9	17	Daniel Poole/Irvine Holtom	C	1	Vauxhall Corsa	0:28:50		0:28:50	2:25
10	11	Bertie Norton/Mark Walker	E	7	Ford Escort Mk2	0:28:53		0:28:53	2:28
11	10	Brandon Smith/Terry Martin	E	8	Darran T9 V6	0:28:57		0:28:57	2:32
12	15	Kimberley Mather/Yvonne Mather	E	9	Chrysler Sunbeam Lotus	0:29:27		0:29:27	3:02
13	32	Andrew Potts/Dave Wilkinson	E	10	BMW Mini Cooper	0:29:48		0:29:48	3:23
14	23	Richard Kay/Ian McLean	C	2	Vauxhall Corsa	0:29:52		0:29:52	3:27
15	12	Ian Curwen/Katy Mashiter	D	3	Ford Escort Mk2	0:29:56		0:29:56	3:31
16	16	Geoff McQuilling/Sophie Landen	C	3	Honda Civic	0:29:59		0:29:59	3:34
17	21	Philip Jennings/George Jennings	E	11	BMW Compact	0:30:14		0:30:14	3:49
18	26	Geno Gouveia/Peter Swan	E	12	Subaru Impreza	0:30:18		0:30:18	3:53
19	25	Keith Anglesea/Christine Pearson	D	4	BMW Compact	0:30:47		0:30:47	4:22
20	20	Andy Brinkley/Helena Mayall	E	13	BMW M3	0:30:47		0:30:47	4:22
21	14	Mike Riley/Lauren Hewitt	D	5	Ford Escort	0:30:48		0:30:48	4:23
22	47	Ryan Jenkinson/Kris Coombes	B	1	Ford Puma	0:30:48		0:30:48	4:23
23	40	Kevin Gilgrist/Jack Morris	D	6	Ford Fiesta ST	0:30:49		0:30:49	4:24
24	48	Andy Jordan/Jonathon Jones	B	2	Vauxhall Nova	0:30:53		0:30:53	4:28
25	18	Roy Wadsley/Steve Wilson	E	14	Ford Escort	0:30:55		0:30:55	4:30
26	28	Rob Jones/Johnny Knight	E	15	BMW Mini Cooper	0:31:08		0:31:08	4:43
27	39	Craig Fairhurst/Jordan Joines	D	7	Ford Focus	0:31:31		0:31:31	5:06
28	50	Owain Thomas/Glyn Thomas	B	3	Peugeot 106 Rallye	0:31:32		0:31:32	5:07
29	35	Simon Tattersall/Reece Brookes	E	16	Ford Escort Mk2	0:31:35		0:31:35	5:10
30	36	Owain Hughes/Sion Cunniff	B	4	Nissan Micra	0:31:40		0:31:40	5:15
31	49	Phil Shaw/Andy Rose	B	5	Nissan Micra	0:32:20		0:32:20	5:55
32	52	Martin Quilliam/Adam Taylor	D	8	Ford Fiesta ST	0:32:25		0:32:25	6:00
33	31	Chris Cooper/Victoria Swallow	E	17	Mini Cooper S	0:32:34		0:32:34	6:09
34	38	Bill Hignett/David Terry	D	9	Ford Siera	0:34:16		0:34:16	7:51
35	41	Lauren Groves/Sion Rowlands	C	4	Citroën C2	0:34:31		0:34:31	8:06
36	46	Mark Booth/Ashley Kennell	C	5	Hillman Avenger	0:34:51		0:34:51	8:26
37	44	Nick Stafford/Andrew Side	D	10	Triumph TR7	0:34:55		0:34:55	8:30
38	54	Tom Connelly/Sarah Hughes	B	6	Nissan Micra	0:35:16		0:35:16	8:51
39	42	Paul Morris/Ben Forrester	E	18	BMW Compact	0:36:30		0:36:30	10:05
40	45	Simon Tuckman/Denzel Heeks	D	11	Ford Escort RS	0:36:58		0:36:58	10:33
41	33	Barry Armer/Rob Bryn Jones	C	6	Peugeot 106	0:38:05		0:38:05	11:40
42	34	Jim McBain/Sion Morris	C	7	Proton Satria	0:39:16		0:39:16	12:51
43	53	Andrew Weston/William Gallagher	D	12	Toyota MR2	0:43:53		0:43:53	17:28
44	27	Alec Stubbs/William Stubbs	D	13	Ford Escort	0:57:00		0:57:00	30:35
45	30	Bruce Lindsay/Ella Tyson	B	7	Ford Fiesta Pop Plus	1:07:35		1:07:35	41:10
46	56	Nicholas Williams/Karen Phelps	B	8	Nissan Micra	1:28:47		1:28:47	62:22
47	19	Philip Ball/Adam Cooper	D	14	Ford Escort Mk1	2:21:40		2:21:40	115:15

Final Results Signed by Mike King Clerk of the Course



Compbrake Motorsport Stages

Sunday 14th May 2023

Final Results by Competition Number



Results to MTC2

Number of starters is 52

No.	Pos	Entrant/Sponsor Driver/Co-driver	Class	Class Posn.	Vehicle	Total Stages	Total Penalty	Total Time	Diff. Leader
1	5	Jason Wilson/Lee Wilson	D	1	Darrian T90 GTR	0:26:55		0:26:55	0:30
2	3	Mark Smith/Tim Nunn	E	3	Darrian T90 GTR	0:26:51		0:26:51	0:26
3	1	Mark Kelly/Rob Sadler	E	1	Ford Fiesta R5	0:26:25		0:26:25	
4	2	Paul Murro/Callum Cross	E	2	Ford Fiesta R5	0:26:40		0:26:40	0:15
5	6	Nigel Worswick/Dylan Thomas	E	5	Ford Fiesta S2000T	0:27:20		0:27:20	0:55
6	7	Dave Roberts/Nigel Perkins	E	6	Ford Escort Mk2	0:28:08		0:28:08	1:43
7	4	Simon Bowen/Craig Simpkins	E	4	Ford Fiesta S2000T	0:26:55		0:26:55	0:30
8		Martin Farrar/Andy Ward	E		Subaru Impreza	Retired after SS2			
9	8	Michael Gilman/Jonathan Needham	D	2	Darrian T90	0:28:16		0:28:16	1:51
10	11	Brandon Smith/Terry Martin	E	8	Darrian T9 V6	0:28:57		0:28:57	2:32
11	10	Bertie Norton/Mark Walker	E	7	Ford Escort Mk2	0:28:53		0:28:53	2:28
12	15	Ian Curwen/Katy Mashiter	D	3	Ford Escort Mk2	0:29:56		0:29:56	3:31
14	21	Mike Riley/Lauren Hewitt	D	5	Ford Escort	0:30:48		0:30:48	4:23
15	12	Kimberley Mather/Yvonne Mather	E	9	Chrysler Sunbeam Lotus	0:29:27		0:29:27	3:02
16	16	Geoff McQuilling/Sophie Landen	C	3	Honda Civic	0:29:59		0:29:59	3:34
17	9	Daniel Poole/Irvine Holtom	C	1	Vauxhall Corsa	0:28:50		0:28:50	2:25
18	25	Roy Wadsley/Steve Wilson	E	14	Ford Escort	0:30:55		0:30:55	4:30
19	47	Philip Ball/Adam Cooper	D	14	Ford Escort Mk1	2:21:40		2:21:40	115:15
20	20	Andy Brinkley/Helena Mayall	E	13	BMW M3	0:30:47		0:30:47	4:22
21	17	Philip Jennings/George Jennings	E	11	BMW Compact	0:30:14		0:30:14	3:49
22		Gareth Roberts/Simon John Rogers	B		Citroën AX Gti	Blown engine after SS3			
23	14	Richard Kay/Ian McLean	C	2	Vauxhall Corsa	0:29:52		0:29:52	3:27
25	19	Keith Anglesea/Christine Pearson	D	4	BMW Compact	0:30:47		0:30:47	4:22
26	18	Geno Gouveia/Peter Swan	E	12	Subaru Impreza	0:30:18		0:30:18	3:53
27	44	Alec Stubbs/William Stubbs	D	13	Ford Escort	0:57:00		0:57:00	30:35
28	26	Rob Jones/Johnny Knight	E	15	BMW Mini Cooper	0:31:08		0:31:08	4:43
30	45	Bruce Lindsay/Ella Tyson	B	7	Ford Fiesta Pop Plus	1:07:35		1:07:35	41:10
31	33	Chris Cooper/Victoria Swallow	E	17	Mini Cooper S	0:32:34		0:32:34	6:09
32	13	Andrew Potts/Dave Wilkinson	E	10	BMW Mini Cooper	0:29:48		0:29:48	3:23
33	41	Barry Armer/Rob Bryn Jones	C	6	Peugeot 106	0:38:05		0:38:05	11:40
34	42	Jim McBain/Sion Morris	C	7	Proton Satria	0:39:16		0:39:16	12:51
35	29	Simon Tattersall/Reece Brookes	E	16	Ford Escort Mk2	0:31:35		0:31:35	5:10
36	30	Owain Hughes/Sion Cunniff	B	4	Nissan Micra	0:31:40		0:31:40	5:15
37		Ian Holliday/Jane Wright	B		Ford Ka	Retired after SS6			
38	34	Bill Hignett/David Terry	D	9	Ford Siera	0:34:16		0:34:16	7:51
39	27	Craig Fairhurst/Jordan Joines	D	7	Ford Focus	0:31:31		0:31:31	5:06
40	23	Kevin Gilgrist/Jack Morris	D	6	Ford Fiesta ST	0:30:49		0:30:49	4:24
41	35	Lauren Groves/Sion Rowlands	C	4	Citroën C2	0:34:31		0:34:31	8:06
42	39	Paul Morris/Ben Forrester	E	18	BMW Compact	0:36:30		0:36:30	10:05
43		James Durkin/Phil Sants	C		Proton Satria	Retired after SS6			
44	37	Nick Stafford/Andrew Side	D	10	Triumph TR7	0:34:55		0:34:55	8:30
45	40	Simon Tuckman/Denzel Heeks	D	11	Ford Escort RS	0:36:58		0:36:58	10:33
46	36	Mark Booth/Ashley Kennell	C	5	Hillman Avenger	0:34:51		0:34:51	8:26
47	22	Ryan Jenkinson/Kris Coombes	B	1	Ford Puma	0:30:48		0:30:48	4:23
48	24	Andy Jordan/Jonathon Jones	B	2	Vauxhall Nova	0:30:53		0:30:53	4:28
49	31	Phil Shaw/Andy Rose	B	5	Nissan Micra	0:32:20		0:32:20	5:55
50	28	Owain Thomas/Glyn Thomas	B	3	Peugeot 106 Rallye	0:31:32		0:31:32	5:07
51		Liam Farr/Kyle Makin	C		Citroën Saxo VTS	Retired after SS2			
52	32	Martin Quilliam/Adam Taylor	D	8	Ford Fiesta ST	0:32:25		0:32:25	6:00
53	43	Andrew Weston/William Gallagher	D	12	Toyota MR2	0:43:53		0:43:53	17:28
54	38	Tom Connelly/Sarah Hughes	B	6	Nissan Micra	0:35:16		0:35:16	8:51
56	46	Nicholas Williams/Karen Phelps	B	8	Nissan Micra	1:28:47		1:28:47	62:22

Final Results Signed by Mike King Clerk of the Course



Compbrake Motorsport Stages

Sunday 14th May 2023

Final Stage Times



No.	Driver	Class	SS 1	SS 2	SS 3	SS 4	SS 5	SS 6	SS 7	SS 8	SS 9	SS 10	SS 11	SS 12	Penalties	
			Stage 1	Stage 2	Stage 3	Stage 4	Stage 5	Stage 6	Stage 7	Stage 8	Stage 9	Stage 10	Stage 11	Stage 12		
1	Jason Wilson	D	2:12	2:08	2:10	2:09	2:00	2:00	2:21	2:19	2:24	2:24	2:25	2:23		
2	Mark Smith	E	2:08	2:07	2:12	2:09	2:01	2:00	2:20	2:18	2:26	2:26	2:22	2:22		
3	Mark Kelly	E	2:04	2:03	2:08	2:08	1:58	1:57	2:20	2:18	2:23	2:22	2:23	2:21		
4	Paul Murro	E	2:04	2:03	2:10	2:09	2:00	1:59	2:20	2:18	2:25	2:23	2:25	2:24		
5	Nigel Worswick	E	2:08	2:06	2:12	2:12	2:02	2:01	2:26	2:22	2:29	2:30	2:26	2:26		
6	Dave Roberts	E	2:15	2:12	2:18	2:16	2:06	2:04	2:28	2:24	2:32	2:32	2:32	2:29		
7	Simon Bowen	E	2:05	2:09	2:10	2:10	2:01	2:01	2:21	2:19	2:23	2:23	2:23	2:30		
8	Martin Farrar	E	2:15	2:31	Retired after SS2											
9	Michael Gilman	D	2:14	2:12	2:16	2:14	2:05	2:02	2:28	2:31	2:39	2:34	2:32	2:29		
10	Brandon Smith	E	2:15	2:14	2:22	2:18	2:11	2:08	2:33	2:30	2:41	2:39	2:34	2:32		
11	Bertie Norton	E	2:20	2:14	2:21	2:18	2:10	2:08	2:33	2:30	2:37	2:35	2:35	2:32		
12	Ian Curwen	D	2:23	2:18	2:25	2:24	2:16	2:12	2:38	2:33	2:46	2:40	2:41	2:40		
14	Mike Riley	D	2:25	2:18	2:29	2:26	2:16	2:14	2:42	2:43	2:47	2:46	2:46	2:56		
15	Kimberley Mather	E	2:21	2:17	2:23	2:21	2:10	2:09	2:34	2:32	2:40	2:40	2:40	2:40		
16	Geoff McQuilling	C	2:23	2:19	2:28	2:24	2:14	2:12	2:38	2:35	2:42	2:40	2:43	2:41		
17	Daniel Poole	C	2:17	2:14	2:21	2:19	2:10	2:08	2:33	2:29	2:37	2:33	2:35	2:34		
18	Roy Wadsley	E	2:25	2:22	2:31	2:27	2:17	2:16	2:44	2:42	2:50	2:46	2:47	2:48		
19	Philip Ball	D	2:31	2:27	30:00	30:00	30:00	30:00	2:43	2:33	2:41	3:13	2:49	2:43		
20	Andy Brinkley	E	2:24	2:23	2:27	2:26	2:17	2:15	2:44	2:41	2:51	2:48	2:47	2:44		
21	Philip Jennings	E	2:24	2:22	2:26	2:26	2:15	2:13	2:38	2:36	2:47	2:44	2:42	2:41		
22	Gareth Roberts	B	2:25	2:21	2:30	Blown engine after SS3										
23	Richard Kay	C	2:24	2:17	2:27	2:26	2:13	2:11	2:36	2:33	2:44	2:41	2:40	2:40		
25	Keith Anglesea	D	2:23	2:20	2:36	2:27	2:22	2:14	2:43	2:37	2:47	2:43	2:50	2:45		
26	Geno Gouveia	E	2:24	2:20	2:29	2:24	2:13	2:11	2:36	2:33	2:51	2:45	2:46	2:46		
27	Alec Stubbs	D	2:19	2:16	2:22	2:22	2:10	2:14	2:35	2:38	2:44	30:00	2:40	2:40		
28	Rob Jones	E	2:25	2:20	3:23	2:25	2:19	2:17	2:36	2:34	2:44	2:41	2:42	2:42		
30	Bruce Lindsay	B	5:47	8:00	2:28	30:00	2:16	2:16	2:58	2:44	2:47	2:45	2:49	2:45		
31	Chris Cooper	E	2:37	2:30	2:38	2:35	2:23	2:27	2:51	2:49	2:59	2:57	2:55	2:53		
32	Andrew Potts	E	2:23	2:19	2:25	2:24	2:11	2:11	2:38	2:35	2:43	2:42	2:40	2:37		
33	Barry Armer	C	2:43	2:45	2:36	2:34	8:00	2:25	2:49	2:45	2:53	2:50	2:52	2:53		
34	Jim McBain	C	2:31	2:42	2:48	2:46	2:34	2:33	3:01	2:57	3:09	3:07	3:08	8:00		
35	Simon Tattersall	E	2:26	2:30	2:36	2:32	2:23	2:22	2:47	2:41	2:53	2:47	2:50	2:48		
36	Owain Hughes	B	2:30	2:27	2:36	2:33	2:21	2:19	2:49	2:44	2:51	2:48	2:52	2:50		
37	Ian Holliday	B	2:51	2:44	2:49	2:47	2:34	2:31	Retired after SS6							
38	Bill Hignett	D	2:55	2:40	2:47	2:42	2:27	2:26	3:06	2:57	3:09	3:00	3:06	3:01		
39	Craig Fairhurst	D	2:30	2:32	2:36	2:32	2:21	2:20	2:44	2:41	2:51	2:47	2:49	2:48		
40	Kevin Gilgrist	D	2:25	2:24	2:31	2:28	2:17	2:14	2:43	2:40	2:48	2:44	2:46	2:49		
41	Lauren Groves	C	2:44	2:41	2:46	2:45	2:32	2:29	3:01	2:58	3:13	3:10	3:06	3:06		
42	Paul Morris	E	2:38	2:26	2:33	8:00	2:18	2:14	2:41	2:38	2:46	2:42	2:49	2:45		
43	James Durkin	C	2:24	2:22	30:00	30:00	2:16	2:14	Retired after SS6							
44	Nick Stafford	D	2:49	2:40	2:51	2:51	2:43	2:33	3:03	2:59	3:09	3:03	3:07	3:07		
45	Simon Tuckman	D	2:30	2:29	2:33	2:33	2:34	2:20	8:00	2:44	2:53	2:47	2:48	2:47		
46	Mark Booth	C	2:53	2:44	2:52	2:48	2:35	2:32	3:01	2:55	3:09	3:06	3:07	3:09		
47	Ryan Jenkinson	B	2:27	2:25	2:29	2:28	2:18	2:16	2:43	2:40	2:46	2:43	2:47	2:46		
48	Andy Jordan	B	2:40	2:30	2:31	2:28	2:19	2:15	2:40	2:44	2:44	2:40	2:43	2:39		
49	Phil Shaw	B	2:35	2:30	2:38	2:36	2:25	2:23	2:50	2:45	2:55	2:51	2:58	2:54		
50	Owain Thomas	B	2:29	2:27	2:35	2:33	2:21	2:17	2:46	2:44	2:51	2:48	2:51	2:50		
51	Liam Farr	C	2:53	2:41	Retired after SS2											
52	Martin Quilliam	D	2:33	2:30	2:32	2:32	2:19	2:20	2:50	3:01	2:59	2:55	2:59	2:55		
53	Andrew Weston	D	8:00	8:00	2:37	2:34	2:23	2:21	2:52	2:47	2:55	3:03	3:19	3:02		
54	Tom Connelly	B	2:59	2:50	2:55	2:48	2:34	2:32	3:06	3:00	3:14	3:06	3:09	3:03		
56	Nicholas Williams	B	30:00	30:00	2:48	2:38	3:12	2:42	2:53	2:47	2:59	2:56	2:58	2:54		

Competitors not completing stages are shown as **12:34**.
















































Issued at 18:15 on 14 May 2023



Compbrake Motorsport Stages

Sunday 14th May 2023

Final Class Results

Pos	No.	Driver/Co-driver	Class	Ovrll Pos.	Vehicle	Total Stages	Total Penalty	Total Time	Diff. Leader
Class B									
1	47	Ryan Jenkinson/Kris Coombes	B	22	 Ford Puma	0:30:48		0:30:48	
2	48	Andy Jordan/Jonathon Jones	B	24	 Vauxhall Nova	0:30:53		0:30:53	0:05
3	50	Owain Thomas/Glyn Thomas	B	28	 Peugeot 106 Rallye	0:31:32		0:31:32	0:44
4	36	Owain Hughes/Sion Cunniff	B	30	 Nissan Micra	0:31:40		0:31:40	0:52
5	49	Phil Shaw/Andy Rose	B	31	 Nissan Micra	0:32:20		0:32:20	1:32
6	54	Tom Connelly/Sarah Hughes	B	38	 Nissan Micra	0:35:16		0:35:16	4:28
7	30	Bruce Lindsay/Ella Tyson	B	45	 Ford Fiesta Pop Plus	1:07:35		1:07:35	36:47
8	56	Nicholas Williams/Karen Phelps	B	46	 Nissan Micra	1:28:47		1:28:47	57:59
Class C									
1	17	Daniel Poole/Irvine Holtom	C	9	 Vauxhall Corsa	0:28:50		0:28:50	
2	23	Richard Kay/Ian McLean	C	14	 Vauxhall Corsa	0:29:52		0:29:52	1:02
3	16	Geoff McQuilling/Sophie Landen	C	16	 Honda Civic	0:29:59		0:29:59	1:09
4	41	Lauren Groves/Sion Rowlands	C	35	 Citroën C2	0:34:31		0:34:31	5:41
5	46	Mark Booth/Ashley Kennell	C	36	 Hillman Avenger	0:34:51		0:34:51	6:01
6	33	Barry Armer/Rob Bryn Jones	C	41	 Peugeot 106	0:38:05		0:38:05	9:15
7	34	Jim McBain/Sion Morris	C	42	 Proton Satria	0:39:16		0:39:16	10:26
Class D									
1	1	Jason Wilson/Lee Wilson	D	5	 Darrian T90 GTR	0:26:55		0:26:55	
2	9	Michael Gilman/Jonathan Needham	D	8	 Darrian T90	0:28:16		0:28:16	1:21
3	12	Ian Curwen/Katy Mashiter	D	15	 Ford Escort Mk2	0:29:56		0:29:56	3:01
4	25	Keith Anglesea/Christine Pearson	D	19	 BMW Compact	0:30:47		0:30:47	3:52
5	14	Mike Riley/Lauren Hewitt	D	21	 Ford Escort	0:30:48		0:30:48	3:53
6	40	Kevin Gilgrist/Jack Morris	D	23	 Ford Fiesta ST	0:30:49		0:30:49	3:54
7	39	Craig Fairhurst/Jordan Joines	D	27	 Ford Focus	0:31:31		0:31:31	4:36
8	52	Martin Quilliam/Adam Taylor	D	32	 Ford Fiesta ST	0:32:25		0:32:25	5:30
9	38	Bill Hignett/David Terry	D	34	 Ford Siera	0:34:16		0:34:16	7:21
10	44	Nick Stafford/Andrew Side	D	37	 Triumph TR7	0:34:55		0:34:55	8:00
11	45	Simon Tuckman/Denzel Heeks	D	40	 Ford Escort RS	0:36:58		0:36:58	10:03
12	53	Andrew Weston/William Gallagher	D	43	 Toyota MR2	0:43:53		0:43:53	16:58
13	27	Alec Stubbs/William Stubbs	D	44	 Ford Escort	0:57:00		0:57:00	30:05
14	19	Philip Ball/Adam Cooper	D	47	 Ford Escort Mk1	2:21:40		2:21:40	114:45
Class E									
1	3	Mark Kelly/Rob Sadler	E	1	 Ford Fiesta R5	0:26:25		0:26:25	
2	4	Paul Murro/Callum Cross	E	2	 Ford Fiesta R5	0:26:40		0:26:40	0:15
3	2	Mark Smith/Tim Nunn	E	3	 Darrian T90 GTR	0:26:51		0:26:51	0:26
4	7	Simon Bowen/Craig Simpkins	E	4	 Ford Fiesta S2000T	0:26:55		0:26:55	0:30
5	5	Nigel Worswick/Dylan Thomas	E	6	 Ford Fiesta S2000T	0:27:20		0:27:20	0:55
6	6	Dave Roberts/Nigel Perkins	E	7	 Ford Escort Mk2	0:28:08		0:28:08	1:43
7	11	Bertie Norton/Mark Walker	E	10	 Ford Escort Mk2	0:28:53		0:28:53	2:28
8	10	Brandon Smith/Terry Martin	E	11	 Darrian T9 V6	0:28:57		0:28:57	2:32
9	15	Kimberley Mather/Yvonne Mather	E	12	 Chrysler Sunbeam Lotus	0:29:27		0:29:27	3:02
10	32	Andrew Potts/Dave Wilkinson	E	13	 BMW Mini Cooper	0:29:48		0:29:48	3:23
11	21	Philip Jennings/George Jennings	E	17	 BMW Compact	0:30:14		0:30:14	3:49
12	26	Geno Gouveia/Peter Swan	E	18	 Subaru Impreza	0:30:18		0:30:18	3:53
13	20	Andy Brinkley/Helena Mayall	E	20	 BMW M3	0:30:47		0:30:47	4:22
14	18	Roy Wadsley/Steve Wilson	E	25	 Ford Escort	0:30:55		0:30:55	4:30
15	28	Rob Jones/Johnny Knight	E	26	 BMW Mini Cooper	0:31:08		0:31:08	4:43
16	35	Simon Tattersall/Reece Brookes	E	29	 Ford Escort Mk2	0:31:35		0:31:35	5:10
17	31	Chris Cooper/Victoria Swallow	E	33	 Mini Cooper S	0:32:34		0:32:34	6:09
18	42	Paul Morris/Ben Forrester	E	39	 BMW Compact	0:36:30		0:36:30	10:05

Compbrake Motorsport Stages






Sunday 14th May 2023

Final Retirements

Listed by Competition Number

5 Retirements



No.	Driver/Co-driver	Class	Vehicle	Location	Reason
8	Martin Farrar/Andy Ward	E	 Subaru Impreza	TC3	Retired after SS2
22	Gareth Roberts/Simon John Rogers	B	 Citroën AX Gti	TC4	Blown engine after SS3
37	Ian Holliday/Jane Wright	B	 Ford Ka	TC7	Retired after SS6
43	James Durkin/Phil Sants	C	 Proton Satria	TC7	Retired after SS6
51	Liam Farr/Kyle Makin	C	 Citroën Saxo VTS	TC3	Retired after SS2



Compbrake Motorsport Stages

Sunday 14th May 2023

Final Ten Best Times on Each Stage



SS 1 Stage 1 Fastest 56.03mph Length 1.93 mile			SS 2 Stage 2 Fastest 56.49mph Length 1.93 mile			SS 3 Stage 3 Fastest 55.97mph Length 1.99 mile			SS 4 Stage 4 Fastest 55.97mph Length 1.99 mile			SS 5 Stage 5 Fastest 52.47mph Length 1.72 mile		
No.	Driver	Time	No.	Driver	Time	No.	Driver	Time	No.	Driver	Time	No.	Driver	Time
3=	Kelly	2:04	3=	Kelly	2:03	3	Kelly	2:08	3	Kelly	2:08	3	Kelly	1:58
4=	Murro	2:04	4=	Murro	2:03	1=	Wilson	2:10	1=	Wilson	2:09	1=	Wilson	2:00
7	Bowen	2:05	5	Worswick	2:06	4=	Murro	2:10	2=	Smith	2:09	4=	Murro	2:00
2=	Smith	2:08	2	Smith	2:07	7=	Bowen	2:10	4=	Murro	2:09	2=	Smith	2:01
5=	Worswick	2:08	1	Wilson	2:08	2=	Smith	2:12	7	Bowen	2:10	7=	Bowen	2:01
1	Wilson	2:12	7	Bowen	2:09	5=	Worswick	2:12	5	Worswick	2:12	5	Worswick	2:02
9	Gilman	2:14	6=	Roberts	2:12	9	Gilman	2:16	9	Gilman	2:14	9	Gilman	2:05
6=	Roberts	2:15	9=	Gilman	2:12	6	Roberts	2:18	6	Roberts	2:16	6	Roberts	2:06
8=	Farrar	2:15	10=	Smith	2:14	11=	Norton	2:21	10=	Smith	2:18	11=	Norton	2:10
10=	Smith	2:15	11=	Norton	2:14	17=	Poole	2:21	11=	Norton	2:18	15=	Mather	2:10
SS 6 Stage 6 Fastest 52.92mph Length 1.72 mile			SS 7 Stage 7 Fastest 48.60mph Length 1.89 mile			SS 8 Stage 8 Fastest 49.30mph Length 1.89 mile			SS 9 Stage 9 Fastest 55.13mph Length 2.19 mile			SS 10 Stage 10 Fastest 55.52mph Length 2.19 mile		
No.	Driver	Time	No.	Driver	Time	No.	Driver	Time	No.	Driver	Time	No.	Driver	Time
3	Kelly	1:57	2=	Smith	2:20	2=	Smith	2:18	3=	Kelly	2:23	3	Kelly	2:22
4	Murro	1:59	3=	Kelly	2:20	3=	Kelly	2:18	7=	Bowen	2:23	4=	Murro	2:23
1=	Wilson	2:00	4=	Murro	2:20	4=	Murro	2:18	1	Wilson	2:24	7=	Bowen	2:23
2=	Smith	2:00	1=	Wilson	2:21	1=	Wilson	2:19	4	Murro	2:25	1	Wilson	2:24
5=	Worswick	2:01	7=	Bowen	2:21	7=	Bowen	2:19	2	Smith	2:26	2	Smith	2:26
7=	Bowen	2:01	5	Worswick	2:26	5	Worswick	2:22	5	Worswick	2:29	5	Worswick	2:30
9	Gilman	2:02	6=	Roberts	2:28	6	Roberts	2:24	6	Roberts	2:32	6	Roberts	2:32
6	Roberts	2:04	9=	Gilman	2:28	17	Poole	2:29	11=	Norton	2:37	17	Poole	2:33
10=	Smith	2:08	10=	Smith	2:33	10=	Smith	2:30	17=	Poole	2:37	9	Gilman	2:34
11=	Norton	2:08	11=	Norton	2:33	11=	Norton	2:30	9	Gilman	2:39	11	Norton	2:35
SS 11 Stage 11 Fastest 53.24mph Length 2.10 mile			SS 12 Stage 12 Fastest 53.62mph Length 2.10 mile											
No.	Driver	Time	No.	Driver	Time									
2	Smith	2:22	3	Kelly	2:21									
3=	Kelly	2:23	2	Smith	2:22									
7=	Bowen	2:23	1	Wilson	2:23									
1=	Wilson	2:25	4	Murro	2:24									
4=	Murro	2:25	5	Worswick	2:26									
5	Worswick	2:26	6=	Roberts	2:29									
6=	Roberts	2:32	9=	Gilman	2:29									
9=	Gilman	2:32	7	Bowen	2:30									
10	Smith	2:34	10=	Smith	2:32									
11=	Norton	2:35	11=	Norton	2:32									



Compbrake Motorsport Stages

Sunday 14th May 2023

Final Ten Leading Positions after Each Stage



SS 1 Stage 1 Asphalt Length 1.93 mile			SS 2 Stage 2 Asphalt Length 1.93 mile			SS 3 Stage 3 Asphalt Length 1.99 mile			SS 4 Stage 4 Asphalt Length 1.99 mile			SS 5 Stage 5 Asphalt Length 1.72 mile		
No.	Driver	Total	No.	Driver	Total	No.	Driver	Total	No.	Driver	Total	No.	Driver	Total
3=	Kelly	0:02:04	3=	Kelly	0:04:07	3	Kelly	0:06:15	3	Kelly	0:08:23	3	Kelly	0:10:21
4=	Murro	0:02:04	4=	Murro	0:04:07	4	Murro	0:06:17	4	Murro	0:08:26	4	Murro	0:10:26
7	Bowen	0:02:05	7	Bowen	0:04:14	7	Bowen	0:06:24	7	Bowen	0:08:34	7	Bowen	0:10:35
2=	Smith	0:02:08	5	Worswick	0:04:14	5	Worswick	0:06:26	2	Smith	0:08:36	2	Smith	0:10:37
5=	Worswick	0:02:08	2	Smith	0:04:15	2	Smith	0:06:27	5	Worswick	0:08:38	1	Wilson	0:10:39
1	Wilson	0:02:12	1	Wilson	0:04:20	1	Wilson	0:06:30	1	Wilson	0:08:39	5	Worswick	0:10:40
9	Gilman	0:02:14	9	Gilman	0:04:26	9	Gilman	0:06:42	9	Gilman	0:08:56	9	Gilman	0:11:01
6=	Roberts	0:02:15	6	Roberts	0:04:27	6	Roberts	0:06:45	6	Roberts	0:09:01	6	Roberts	0:11:07
8=	Farrar	0:02:15	10	Smith	0:04:29	10	Smith	0:06:51	10	Smith	0:09:09	10	Smith	0:11:20
10=	Smith	0:02:15	17	Poole	0:04:31	17	Poole	0:06:52	17	Poole	0:09:11	17	Poole	0:11:21
SS 6 Stage 6 Asphalt Length 1.72 mile			SS 7 Stage 7 Asphalt Length 1.89 mile			SS 8 Stage 8 Asphalt Length 1.89 mile			SS 9 Stage 9 Asphalt Length 2.19 mile			SS 10 Stage 10 Asphalt Length 2.19 mile		
No.	Driver	Total	No.	Driver	Total	No.	Driver	Total	No.	Driver	Total	No.	Driver	Total
3	Kelly	0:12:18	3	Kelly	0:14:38	3	Kelly	0:16:56	3	Kelly	0:19:19	3	Kelly	0:21:41
4	Murro	0:12:25	4	Murro	0:14:45	4	Murro	0:17:03	4	Murro	0:19:28	4	Murro	0:21:51
7	Bowen	0:12:36	7	Bowen	0:14:57	2	Smith	0:17:15	7	Bowen	0:19:39	7	Bowen	0:22:02
2	Smith	0:12:37	2	Smith	0:14:57	7	Bowen	0:17:16	2	Smith	0:19:41	2	Smith	0:22:07
1	Wilson	0:12:39	1	Wilson	0:15:00	1	Wilson	0:17:19	1	Wilson	0:19:43	1	Wilson	0:22:07
5	Worswick	0:12:41	5	Worswick	0:15:07	5	Worswick	0:17:29	5	Worswick	0:19:58	5	Worswick	0:22:28
9	Gilman	0:13:03	9	Gilman	0:15:31	9	Gilman	0:18:02	6	Roberts	0:20:35	6	Roberts	0:23:07
6	Roberts	0:13:11	6	Roberts	0:15:39	6	Roberts	0:18:03	9	Gilman	0:20:41	9	Gilman	0:23:15
10	Smith	0:13:28	10	Smith	0:16:01	10	Smith	0:18:31	17	Poole	0:21:08	17	Poole	0:23:41
17	Poole	0:13:29	17	Poole	0:16:02	17	Poole	0:18:31	11	Norton	0:21:11	11	Norton	0:23:46
SS 11 Stage 11 Asphalt Length 2.10 mile			SS 12 Stage 12 Asphalt Length 2.10 mile											
No.	Driver	Total	No.	Driver	Total									
3	Kelly	0:24:04	3	Kelly	0:26:25									
4	Murro	0:24:16	4	Murro	0:26:40									
7	Bowen	0:24:25	2	Smith	0:26:51									
2	Smith	0:24:29	7	Bowen	0:26:55									
1	Wilson	0:24:32	1	Wilson	0:26:55									
5	Worswick	0:24:54	5	Worswick	0:27:20									
6	Roberts	0:25:39	6	Roberts	0:28:08									
9	Gilman	0:25:47	9	Gilman	0:28:16									
17	Poole	0:26:16	17	Poole	0:28:50									
11	Norton	0:26:21	11	Norton	0:28:53									



Compbrake Motorsport Stages

Sunday 14th May 2023

Final Stage Positions



Total number of fastest times, second fastest times etc.

No.	Driver	1	2	3	4	5	6	7	8	9	10	11	12	13	14	15
3	Mark Kelly	11	1	-	-	-	-	-	-	-	-	-	-	-	-	-
4	Paul Murro	4	5	-	3	-	-	-	-	-	-	-	-	-	-	-
2	Mark Smith	3	2	1	3	3	-	-	-	-	-	-	-	-	-	-
7	Simon Bowen	1	3	1	3	2	1	-	1	-	-	-	-	-	-	-
1	Jason Wilson	-	3	3	4	1	1	-	-	-	-	-	-	-	-	-
5	Nigel Worswick	-	-	1	1	3	7	-	-	-	-	-	-	-	-	-
9	Michael Gilman	-	-	-	-	-	1	8	-	1	1	1	-	-	-	-
6	Dave Roberts	-	-	-	-	-	1	6	5	-	-	-	-	-	-	-
17	Daniel Poole	-	-	-	-	-	-	-	3	5	1	3	-	-	-	-
11	Bertie Norton	-	-	-	-	-	-	-	1	8	2	-	-	1	-	-
10	Brandon Smith	-	-	-	-	-	-	-	1	7	-	2	1	1	-	-
8	Martin Farrar	-	-	-	-	-	-	-	1	-	-	-	-	-	-	-
15	Kimberley Mather	-	-	-	-	-	-	-	-	1	-	1	6	2	2	-
27	Alec Stubbs	-	-	-	-	-	-	-	-	1	-	1	3	2	1	-
32	Andrew Potts	-	-	-	-	-	-	-	-	-	-	-	2	2	2	2
23	Richard Kay	-	-	-	-	-	-	-	-	-	-	-	1	3	2	1
12	Ian Curwen	-	-	-	-	-	-	-	-	-	-	-	1	1	3	2
19	Philip Ball	-	-	-	-	-	-	-	-	-	-	-	1	1	-	-
48	Andy Jordan	-	-	-	-	-	-	-	-	-	-	-	1	1	-	-
16	Geoff McQuilling	-	-	-	-	-	-	-	-	-	-	-	1	-	2	1
26	Geno Gouveia	-	-	-	-	-	-	-	-	-	-	-	-	2	1	1
28	Rob Jones	-	-	-	-	-	-	-	-	-	-	-	-	-	1	-
25	Keith Anglesea	-	-	-	-	-	-	-	-	-	-	-	-	-	-	1
14	Mike Riley	-	-	-	-	-	-	-	-	-	-	-	-	-	-	1

Note: where more than one competitor has the same stage time, they are all credited with the same stage position.



Compbrake Motorsport Stages

Sunday 14th May 2023

Final Time Chart

Competitors in order of time taken on each stage



Posn	Stage																	
	1 Stage 1		2 Stage 2		3 Stage 3		4 Stage 4		5 Stage 5		6 Stage 6		7 Stage 7		8 Stage 8		9 Stage 9	
1	3=	2:04	3=	2:03	3	2:08	3	2:08	3	1:58	3	1:57	2=	2:20	2=	2:18	3=	2:23
2	4=	2:04	4=	2:03	1=	2:10	1=	2:09	1=	2:00	4	1:59	3=	2:20	3=	2:18	7=	2:23
3	7	2:05	5	2:06	4=	2:10	2=	2:09	4=	2:00	1=	2:00	4=	2:20	4=	2:18	1	2:24
4	2=	2:08	2	2:07	7=	2:10	4=	2:09	2=	2:01	2=	2:00	1=	2:21	1=	2:19	4	2:25
5	5=	2:08	1	2:08	2=	2:12	7	2:10	7=	2:01	5=	2:01	7=	2:21	7=	2:19	2	2:26
6	1	2:12	7	2:09	5=	2:12	5	2:12	5	2:02	7=	2:01	5	2:26	5	2:22	5	2:29
7	9	2:14	6=	2:12	9	2:16	9	2:14	9	2:05	9	2:02	6=	2:28	6	2:24	6	2:32
8	6=	2:15	9=	2:12	6	2:18	6	2:16	6	2:06	6	2:04	9=	2:28	17	2:29	11=	2:37
9	8=	2:15	10=	2:14	11=	2:21	10=	2:18	11=	2:10	10=	2:08	10=	2:33	10=	2:30	17=	2:37
10	10=	2:15	11=	2:14	17=	2:21	11=	2:18	15=	2:10	11=	2:08	11=	2:33	11=	2:30	9	2:39
11	17	2:17	17=	2:14	10=	2:22	17	2:19	17=	2:10	17=	2:08	17=	2:33	9	2:31	15	2:40
12	27	2:19	27	2:16	27=	2:22	15	2:21	27=	2:10	15	2:09	15	2:34	15	2:32	10=	2:41
13	11	2:20	15=	2:17	15	2:23	27	2:22	10=	2:11	23=	2:11	27	2:35	12=	2:33	19=	2:41
14	15	2:21	23=	2:17	12=	2:25	12=	2:24	32=	2:11	26=	2:11	23=	2:36	19=	2:33	16	2:42
15	12=	2:23	12=	2:18	32=	2:25	16=	2:24	23=	2:13	32=	2:11	26=	2:36	23=	2:33	32	2:43
16	16=	2:23	14=	2:18	21	2:26	26=	2:24	26=	2:13	12=	2:12	28=	2:36	26=	2:33	23=	2:44
17	25=	2:23	16=	2:19	20=	2:27	32=	2:24	16	2:14	16=	2:12	12=	2:38	28	2:34	27=	2:44
18	32=	2:23	32=	2:19	23=	2:27	28	2:25	21	2:15	21	2:13	16=	2:38	16=	2:35	28=	2:44
19	20=	2:24	25=	2:20	16=	2:28	14=	2:26	12=	2:16	14=	2:14	21=	2:38	32=	2:35	48=	2:44
20	21=	2:24	26=	2:20	30=	2:28	20=	2:26	14=	2:16	25=	2:14	32=	2:38	21	2:36	12=	2:46
21	23=	2:24	28=	2:20	14=	2:29	21=	2:26	30=	2:16	27=	2:14	48	2:40	25	2:37	42=	2:46
22	26=	2:24	22	2:21	26=	2:29	23=	2:26	43=	2:16	40=	2:14	42	2:41	27=	2:38	47=	2:46
23	43=	2:24	18=	2:22	47=	2:29	18=	2:27	18=	2:17	42=	2:14	14	2:42	42=	2:38	14=	2:47
24	14=	2:25	21=	2:22	22	2:30	25=	2:27	20=	2:17	43=	2:14	19=	2:43	40=	2:40	21=	2:47
25	18=	2:25	43=	2:22	18=	2:31	40=	2:28	40=	2:17	20=	2:15	25=	2:43	47=	2:40	25=	2:47
26	22=	2:25	20	2:23	40=	2:31	47=	2:28	42=	2:18	48=	2:15	40=	2:43	20=	2:41	30=	2:47
27	28=	2:25	40	2:24	48=	2:31	48=	2:28	47=	2:18	18=	2:16	47=	2:43	35=	2:41	40	2:48
28	40=	2:25	47	2:25	52	2:32	35=	2:32	28=	2:19	30=	2:16	18=	2:44	39=	2:41	18	2:50
29	35	2:26	42	2:26	42=	2:33	39=	2:32	48=	2:19	47=	2:16	20=	2:44	18	2:42	20=	2:51
30	47	2:27	19=	2:27	45=	2:33	52=	2:32	52=	2:19	28=	2:17	39=	2:44	14	2:43	26=	2:51
31	50	2:29	36=	2:27	50	2:35	36=	2:33	36=	2:21	50=	2:17	50	2:46	30=	2:44	36=	2:51
32	36=	2:30	50=	2:27	25=	2:36	45=	2:33	39=	2:21	36	2:19	35	2:47	36=	2:44	39=	2:51
33	39=	2:30	45	2:29	33=	2:36	50=	2:33	50=	2:21	39=	2:20	33=	2:49	45=	2:44	50=	2:51
34	45=	2:30	31=	2:30	35=	2:36	33=	2:34	25	2:22	45=	2:20	36=	2:49	48=	2:44	33=	2:53
35	19=	2:31	35=	2:30	36=	2:36	53=	2:34	31=	2:23	52=	2:20	49=	2:50	50=	2:44	35=	2:53
36	34=	2:31	48=	2:30	39=	2:36	31	2:35	35=	2:23	53	2:21	52=	2:50	33=	2:45	45=	2:53
37	52	2:33	49=	2:30	53	2:37	49	2:36	53=	2:23	35	2:22	31	2:51	49=	2:45	49=	2:55
38	49	2:35	52=	2:30	31=	2:38	56	2:38	49	2:25	49	2:23	53	2:52	53=	2:47	53=	2:55
39	31	2:37	8	2:31	49=	2:38	38	2:42	38	2:27	33	2:25	56	2:53	56=	2:47	31=	2:59
40	42	2:38	39	2:32	41	2:46	41	2:45	41	2:32	38	2:26	30	2:58	31	2:49	52=	2:59
41	48	2:40	38=	2:40	38	2:47	34	2:46	34=	2:34	31	2:27	34=	3:01	46	2:55	56=	2:59
42	33	2:43	44=	2:40	34=	2:48	37	2:47	37=	2:34	41	2:29	41=	3:01	34=	2:57	34=	3:09
43	41	2:44	41=	2:41	56=	2:48	46=	2:48	45=	2:34	37	2:31	46=	3:01	38=	2:57	38=	3:09
44	44	2:49	51=	2:41	37	2:49	54=	2:48	54=	2:34	46=	2:32	44	3:03	41	2:58	44=	3:09
45	37	2:51	34	2:42	44	2:51	44	2:51	46	2:35	54=	2:32	38=	3:06	44	2:59	46=	3:09
46	46=	2:53	37=	2:44	46	2:52	42	8:00	44	2:43	34=	2:33	54=	3:06	54	3:00	41	3:13
47	51=	2:53	46=	2:44	54	2:55	19=	30:00	56	3:12	44=	2:33	45	8:00	52	3:01	54	3:14
48	38	2:55	33	2:45	28	3:23	30=	30:00	33	8:00	56	2:42						
49	54	2:59	54	2:50	19=	30:00	43=	30:00	19	30:00	19	30:00						
50	30	5:47	30=	8:00	43=	30:00												
51	53	8:00	53=	8:00														
52	56	30:00	56	30:00														

Competitors not completing stages are shown as **12:34**.

Issued at 18:15 on 14 May 2023



Compbrake Motorsport Stages

Sunday 14th May 2023

Final Time Chart

Competitors in order of time taken on each stage



Posn	Stage					
	10 Stage 10		11 Stage 11		12 Stage 12	
1	3	2:22	2	2:22	3	2:21
2	4=	2:23	3=	2:23	2	2:22
3	7=	2:23	7=	2:23	1	2:23
4	1	2:24	1=	2:25	4	2:24
5	2	2:26	4=	2:25	5	2:26
6	5	2:30	5	2:26	6=	2:29
7	6	2:32	6=	2:32	9=	2:29
8	17	2:33	9=	2:32	7	2:30
9	9	2:34	10	2:34	10=	2:32
10	11	2:35	11=	2:35	11=	2:32
11	10	2:39	17=	2:35	17	2:34
12	12=	2:40	15=	2:40	32	2:37
13	15=	2:40	23=	2:40	48	2:39
14	16=	2:40	27=	2:40	12=	2:40
15	48=	2:40	32=	2:40	15=	2:40
16	23=	2:41	12	2:41	23=	2:40
17	28=	2:41	21=	2:42	27=	2:40
18	32=	2:42	28=	2:42	16=	2:41
19	42=	2:42	16=	2:43	21=	2:41
20	25=	2:43	48=	2:43	28	2:42
21	47=	2:43	14=	2:46	19	2:43
22	21=	2:44	26=	2:46	20	2:44
23	40=	2:44	40=	2:46	25=	2:45
24	26=	2:45	18=	2:47	30=	2:45
25	30=	2:45	20=	2:47	42=	2:45
26	14=	2:46	47=	2:47	26=	2:46
27	18=	2:46	45	2:48	47=	2:46
28	35=	2:47	19=	2:49	45	2:47
29	39=	2:47	30=	2:49	18=	2:48
30	45=	2:47	39=	2:49	35=	2:48
31	20=	2:48	42=	2:49	39=	2:48
32	36=	2:48	25=	2:50	40	2:49
33	50=	2:48	35=	2:50	36=	2:50
34	33	2:50	50	2:51	50=	2:50
35	49	2:51	33=	2:52	31=	2:53
36	52	2:55	36=	2:52	33=	2:53
37	56	2:56	31	2:55	49=	2:54
38	31	2:57	49=	2:58	56=	2:54
39	38	3:00	56=	2:58	52	2:55
40	44=	3:03	52	2:59	14	2:56
41	53=	3:03	38=	3:06	38	3:01
42	46=	3:06	41=	3:06	53	3:02
43	54=	3:06	44=	3:07	54	3:03
44	34	3:07	46=	3:07	41	3:06
45	41	3:10	34	3:08	44	3:07
46	19	3:13	54	3:09	46	3:09
47	27	30:00	53	3:19	34	8:00

Competitors not completing stages are shown as **12:34**.

Issued at 18:15 on 14 May 2023



Compbrake Motorsport Stages

Sunday 14th May 2023

Final Stage Chart

Cumulative positions after each stage (including all additional penalties)



Posn	Stage															
	1 Stage 1		2 Stage 2		3 Stage 3		4 Stage 4		5 Stage 5		6 Stage 6		7 Stage 7		8 Stage 8	
1	3=	0:02:04	3=	0:04:07	3	0:06:15	3	0:08:23	3	0:10:21	3	0:12:18	3	0:14:38	3	0:16:56
2	4=	0:02:04	4=	0:04:07	4	0:06:17	4	0:08:26	4	0:10:26	4	0:12:25	4	0:14:45	4	0:17:03
3	7	0:02:05	7	0:04:14	7	0:06:24	7	0:08:34	7	0:10:35	7	0:12:36	7	0:14:57	2	0:17:15
4	2=	0:02:08	5	0:04:14	5	0:06:26	2	0:08:36	2	0:10:37	2	0:12:37	2	0:14:57	7	0:17:16
5	5=	0:02:08	2	0:04:15	2	0:06:27	5	0:08:38	1	0:10:39	1	0:12:39	1	0:15:00	1	0:17:19
6	1	0:02:12	1	0:04:20	1	0:06:30	1	0:08:39	5	0:10:40	5	0:12:41	5	0:15:07	5	0:17:29
7	9	0:02:14	9	0:04:26	9	0:06:42	9	0:08:56	9	0:11:01	9	0:13:03	9	0:15:31	9	0:18:02
8	6=	0:02:15	6	0:04:27	6	0:06:45	6	0:09:01	6	0:11:07	6	0:13:11	6	0:15:39	6	0:18:03
9	8=	0:02:15	10	0:04:29	10	0:06:51	10	0:09:09	10	0:11:20	10	0:13:28	10	0:16:01	10	0:18:31
10	10=	0:02:15	17	0:04:31	17	0:06:52	17	0:09:11	17	0:11:21	17	0:13:29	17	0:16:02	17	0:18:31
11	17	0:02:17	11	0:04:34	11	0:06:55	11	0:09:13	11	0:11:23	11	0:13:31	11	0:16:04	11	0:18:34
12	27	0:02:19	27	0:04:35	27	0:06:57	27	0:09:19	27	0:11:29	15	0:13:41	15	0:16:15	15	0:18:47
13	11	0:02:20	15	0:04:38	15	0:07:01	15	0:09:22	15	0:11:32	27	0:13:43	27	0:16:18	27	0:18:56
14	15	0:02:21	12	0:04:41	12	0:07:06	12	0:09:30	32	0:11:42	32	0:13:53	32	0:16:31	32	0:19:06
15	12=	0:02:23	23	0:04:41	32	0:07:07	32	0:09:31	12	0:11:46	12	0:13:58	23	0:16:34	23	0:19:07
16	16=	0:02:23	16=	0:04:42	23	0:07:08	16	0:09:34	23	0:11:47	23	0:13:58	12	0:16:36	12	0:19:09
17	25=	0:02:23	32=	0:04:42	16	0:07:10	23	0:09:34	16	0:11:48	16	0:14:00	26	0:16:37	26	0:19:10
18	32=	0:02:23	25	0:04:43	21	0:07:12	26	0:09:37	26	0:11:50	26	0:14:01	16	0:16:38	16	0:19:13
19	20=	0:02:24	14	0:04:43	14	0:07:12	21	0:09:38	21	0:11:53	21	0:14:06	21	0:16:44	21	0:19:20
20	21=	0:02:24	26	0:04:44	26	0:07:13	14	0:09:38	14	0:11:54	14	0:14:08	14	0:16:50	14	0:19:33
21	23=	0:02:24	28	0:04:45	20	0:07:14	20	0:09:40	20	0:11:57	20	0:14:12	20	0:16:56	20	0:19:37
22	26=	0:02:24	8	0:04:46	22	0:07:16	18	0:09:45	18	0:12:02	18	0:14:18	18	0:17:02	25	0:19:42
23	43=	0:02:24	21=	0:04:46	18	0:07:18	25	0:09:46	40	0:12:05	40	0:14:19	40	0:17:02	40	0:19:42
24	14=	0:02:25	43=	0:04:46	25	0:07:19	40	0:09:48	47	0:12:07	25	0:14:22	25	0:17:05	18	0:19:44
25	18=	0:02:25	22	0:04:46	40	0:07:20	47	0:09:49	25	0:12:08	47	0:14:23	47	0:17:06	47	0:19:46
26	22=	0:02:25	20	0:04:47	47	0:07:21	35	0:10:04	50	0:12:25	50	0:14:42	48	0:17:23	48	0:20:07
27	28=	0:02:25	18	0:04:47	50	0:07:31	50	0:10:04	52	0:12:26	48	0:14:43	50	0:17:28	50	0:20:12
28	40=	0:02:25	40	0:04:49	35	0:07:32	45	0:10:05	35	0:12:27	36	0:14:46	36	0:17:35	39	0:20:16
29	35	0:02:26	47	0:04:52	45	0:07:32	36	0:10:06	36	0:12:27	52	0:14:46	39	0:17:35	35	0:20:17
30	47	0:02:27	35	0:04:56	36	0:07:33	52	0:10:07	48	0:12:28	35	0:14:49	35	0:17:36	28	0:20:19
31	50	0:02:29	50	0:04:56	52	0:07:35	48	0:10:09	39	0:12:31	39	0:14:51	52	0:17:36	36	0:20:19
32	36=	0:02:30	36	0:04:57	42	0:07:37	39	0:10:10	45	0:12:39	45	0:14:59	28	0:17:45	52	0:20:37
33	39=	0:02:30	19	0:04:58	39	0:07:38	49	0:10:19	31	0:12:43	49	0:15:07	49	0:17:57	49	0:20:42
34	45=	0:02:30	45	0:04:59	48	0:07:41	31	0:10:20	49	0:12:44	28	0:15:09	31	0:18:01	31	0:20:50
35	19=	0:02:31	39	0:05:02	49	0:07:43	28	0:10:33	28	0:12:52	31	0:15:10	34	0:18:55	34	0:21:52
36	34=	0:02:31	52	0:05:03	31	0:07:45	33	0:10:38	34	0:13:21	34	0:15:54	41	0:18:58	41	0:21:56
37	52	0:02:33	42	0:05:04	34	0:08:01	34	0:10:47	41	0:13:28	41	0:15:57	38	0:19:03	38	0:22:00
38	49	0:02:35	49	0:05:05	33	0:08:04	41	0:10:56	38	0:13:31	38	0:15:57	46	0:19:25	46	0:22:20
39	31	0:02:37	31	0:05:07	28	0:08:08	38	0:11:04	37	0:13:45	37	0:16:16	44	0:19:30	44	0:22:29
40	42	0:02:38	48	0:05:10	41	0:08:11	44	0:11:11	46	0:13:52	46	0:16:24	54	0:19:44	54	0:22:44
41	48	0:02:40	34	0:05:13	44	0:08:20	37	0:11:11	44	0:13:54	44	0:16:27	42	0:22:50	42	0:25:28
42	33	0:02:43	41	0:05:25	38	0:08:22	46	0:11:17	54	0:14:06	54	0:16:38	45	0:22:59	45	0:25:43
43	41	0:02:44	33	0:05:28	37	0:08:24	54	0:11:32	42	0:17:55	42	0:20:09	33	0:23:52	33	0:26:37
44	44	0:02:49	44	0:05:29	46	0:08:29	42	0:15:37	33	0:18:38	33	0:21:03	53	0:28:47	53	0:31:34
45	37	0:02:51	51	0:05:34	54	0:08:44	53	0:21:11	53	0:23:34	53	0:25:55	30	0:53:45	30	0:56:29
46	46=	0:02:53	37	0:05:35	30	0:16:15	30	0:46:15	30	0:48:31	30	0:50:47	56	1:14:13	56	1:17:00
47	51=	0:02:53	38	0:05:35	53	0:18:37	43	1:04:46	43	1:07:02	43	1:09:16	19	2:07:41	19	2:10:14
48	38	0:02:55	46	0:05:37	43	0:34:46	19	1:04:58	56	1:08:38	56	1:11:20				
49	54	0:02:59	54	0:05:49	19	0:34:58	56	1:05:26	19	1:34:58	19	2:04:58				
50	30	0:05:47	30	0:13:47	56	1:02:48										
51	53	0:08:00	53	0:16:00												
52	56	0:30:00	56	1:00:00												



Compbrake Motorsport Stages

Sunday 14th May 2023

Final Stage Chart

Cumulative positions after each stage (including all additional penalties)



Posn	Stage							
	9 Stage 9		10 Stage 10		11 Stage 11		12 Stage 12	
1	3	0:19:19	3	0:21:41	3	0:24:04	3	0:26:25
2	4	0:19:28	4	0:21:51	4	0:24:16	4	0:26:40
3	7	0:19:39	7	0:22:02	7	0:24:25	2	0:26:51
4	2	0:19:41	2	0:22:07	2	0:24:29	7	0:26:55
5	1	0:19:43	1	0:22:07	1	0:24:32	1	0:26:55
6	5	0:19:58	5	0:22:28	5	0:24:54	5	0:27:20
7	6	0:20:35	6	0:23:07	6	0:25:39	6	0:28:08
8	9	0:20:41	9	0:23:15	9	0:25:47	9	0:28:16
9	17	0:21:08	17	0:23:41	17	0:26:16	17	0:28:50
10	11	0:21:11	11	0:23:46	11	0:26:21	11	0:28:53
11	10	0:21:12	10	0:23:51	10	0:26:25	10	0:28:57
12	15	0:21:27	15	0:24:07	15	0:26:47	15	0:29:27
13	27	0:21:40	32	0:24:31	32	0:27:11	32	0:29:48
14	32	0:21:49	23	0:24:32	23	0:27:12	23	0:29:52
15	23	0:21:51	12	0:24:35	12	0:27:16	12	0:29:56
16	12	0:21:55	16	0:24:35	16	0:27:18	16	0:29:59
17	16	0:21:55	26	0:24:46	26	0:27:32	21	0:30:14
18	26	0:22:01	21	0:24:51	21	0:27:33	26	0:30:18
19	21	0:22:07	14	0:25:06	14	0:27:52	25	0:30:47
20	14	0:22:20	25	0:25:12	40	0:28:00	20	0:30:47
21	20	0:22:28	40	0:25:14	25	0:28:02	14	0:30:48
22	25	0:22:29	47	0:25:15	47	0:28:02	47	0:30:48
23	40	0:22:30	20	0:25:16	20	0:28:03	40	0:30:49
24	47	0:22:32	18	0:25:20	18	0:28:07	48	0:30:53
25	18	0:22:34	48	0:25:31	48	0:28:14	18	0:30:55
26	48	0:22:51	28	0:25:44	28	0:28:26	28	0:31:08
27	28	0:23:03	50	0:25:51	50	0:28:42	39	0:31:31
28	50	0:23:03	39	0:25:54	39	0:28:43	50	0:31:32
29	39	0:23:07	35	0:25:57	35	0:28:47	35	0:31:35
30	35	0:23:10	36	0:25:58	36	0:28:50	36	0:31:40
31	36	0:23:10	49	0:26:28	49	0:29:26	49	0:32:20
32	52	0:23:36	52	0:26:31	52	0:29:30	52	0:32:25
33	49	0:23:37	31	0:26:46	31	0:29:41	31	0:32:34
34	31	0:23:49	34	0:28:08	38	0:31:15	38	0:34:16
35	34	0:25:01	38	0:28:09	34	0:31:16	41	0:34:31
36	41	0:25:09	41	0:28:19	41	0:31:25	46	0:34:51
37	38	0:25:09	46	0:28:35	46	0:31:42	44	0:34:55
38	46	0:25:29	44	0:28:41	44	0:31:48	54	0:35:16
39	44	0:25:38	54	0:29:04	54	0:32:13	42	0:36:30
40	54	0:25:58	42	0:30:56	42	0:33:45	45	0:36:58
41	42	0:28:14	45	0:31:23	45	0:34:11	33	0:38:05
42	45	0:28:36	33	0:32:20	33	0:35:12	34	0:39:16
43	33	0:29:30	53	0:37:32	53	0:40:51	53	0:43:53
44	53	0:34:29	27	0:51:40	27	0:54:20	27	0:57:00
45	30	0:59:16	30	1:02:01	30	1:04:50	30	1:07:35
46	56	1:19:59	56	1:22:55	56	1:25:53	56	1:28:47
47	19	2:12:55	19	2:16:08	19	2:18:57	19	2:21:40

