







Pos	No.	Driver/Co-Driver	Class	Vehicle	Total	Diff. Leader	Overall Pos
First Overall - Motaquip Trophy and awards							
1	1	John Stone/Alex Stone	E	VW Polo GTI R5	0:26:38		1
Second Overall - Awards							
2	6	Jason Wilson/Lee Wilson	D	Darrian T90 GTR	0:26:57	0:19	2
Third Overall - Awards							
3	2	Mark Smith/Tim Nunn	E	Darrian T90 GTR	0:26:57	0:19	3
Class B							
1	20	Gareth Roberts/Sion Rowlands	B	Citroën AX Gti	0:30:18		16
2	26	Michael Pickles/Lauren Hewitt	B	Nissan Micra	0:31:21	1:03	21
3	25	Chris Johnson/Rob Johnson	B	Peugeot 205	0:32:03	1:45	24
Class C							
1	23	Barry Lindsay/Caroline Lodge	C	Peugeot 106 Gti	0:30:05		13
2	28	Joe Piggott/Julian Monkley	C	Citroën Saxo VTR	0:30:20	0:15	17
3	38	Jacob McComb/Nigel Jones	C	Ford Fiesta	0:31:45	1:40	22
Class D							
1	12	Michael Gilman/Jonathan Needham	D	Darrian T90	0:28:13		7
2	29	Gareth Hughes/Ifan Devine	D	Ford Escort	0:28:40	0:27	9
3	27	Graham Brindley/David Evans	D	Ford Escort Mk2	0:29:56	1:43	11
Class E							
1	7	Sean Cassidy/Noel McMullan	E	Ford Fiesta R5	0:28:04		4
2	9	Berwyn Evans/Mari Haf Evans	E	Ford Escort	0:28:06	0:02	5
3	11	Aled Morgans/Mark Rodway	E	Ford Escort Mk2	0:28:11	0:07	6
Highest placed Ford Escort Mk2 - Mark Dempster Memorial Trophy							
1	9	Berwyn Evans/Mari Haf Evans	E	Ford Escort	0:28:06		5
Results signed by Tony Ralph - Clerk of the Course							

Pos	No.	Driver/Co-driver	Class	Class Posn.	Vehicle	Total Stages	Total Penalty	Total Time	Diff. Leader
1	1	John Stone/Alex Stone	E	1	 VW Polo GTI R5	0:26:38		0:26:38	
2	6	Jason Wilson/Lee Wilson	D	1	 Darrrian T90 GTR	0:26:57		0:26:57	0:19
3	2	Mark Smith/Tim Nunn	E	2	 Darrrian T90 GTR	0:26:57		0:26:57	0:19
4	7	Sean Cassidy/Noel McMullan	E	3	 Ford Fiesta R5	0:28:04		0:28:04	1:26
5	9	Berwyn Evans/Mari Haf Evans	E	4	 Ford Escort	0:28:06		0:28:06	1:28
6	11	Aled Morgans/Mark Rodway	E	5	 Ford Escort Mk2	0:28:11		0:28:11	1:33
7	12	Michael Gilman/Jonathan Needham	D	2	 Darrrian T90	0:28:13		0:28:13	1:35
8	8	Kevin Furber/Andy Medicott	E	6	 Peugeot 208	0:28:39		0:28:39	2:01
9	29	Gareth Hughes/Ifan Devine	D	3	 Ford Escort	0:28:40		0:28:40	2:02
10	16	Kim Mather/Yvonne Mather	F	1	 Chrysler Sunbeam Lotus	0:29:39		0:29:39	3:01
11	27	Graham Brindley/David Evans	D	4	 Ford Escort Mk2	0:29:56		0:29:56	3:18
12	40	Jamie McBain/Ryan Stutchbury	D	5	 Peugeot 205 GTi	0:30:04		0:30:04	3:26
13	23	Barry Lindsay/Caroline Lodge	C	1	 Peugeot 106 Gti	0:30:05		0:30:05	3:27
14	24	Mike Riley/Phil Gough	D	6	 Ford Escort	0:30:12		0:30:12	3:34
15	44	Andrew Potts/Dave Wilkinson	E	7	 BMW Mini	0:30:17		0:30:17	3:39
16	20	Gareth Roberts/Sion Rowlands	B	1	 Citroën AX Gti	0:30:18		0:30:18	3:40
17	28	Joe Piggott/Julian Monkley	C	2	 Citroën Saxo VTR	0:30:20		0:30:20	3:42
18	34	Keith Anglesea/Christine Pearson	D	7	 BMW Compact	0:30:39		0:30:39	4:01
19	21	Roy Wadsley/Steve Wilson	E	8	 Ford Escort	0:30:45		0:30:45	4:07
20	30	Philip Ball/Adam Cooper	D	8	 Ford Escort Mk1	0:31:02		0:31:02	4:24
21	26	Michael Pickles/Lauren Hewitt	B	2	 Nissan Micra	0:31:21		0:31:21	4:43
22	38	Jacob McComb/Nigel Jones	C	3	 Ford Fiesta	0:31:45		0:31:45	5:07
23	48	Simon Tattersall/Reece Brookes	D	9	 Ford Escort Mk2	0:31:59		0:31:59	5:21
24	25	Chris Johnson/Rob Johnson	B	3	 Peugeot 205	0:32:03		0:32:03	5:25
25	17	Anthony Deignan/Kirum Deignan	E	9	 Škoda Fabia vRS TDI	0:32:38		0:32:38	6:00
26	45	Tim Millington/Andrew Millington	C	4	 Mini Cooper	0:32:58		0:32:58	6:20
27	32	Barry Armer/Robert Bryn Jones	B	4	 Škoda Felicia	0:33:04		0:33:04	6:26
28	46	Lauren Groves/Merfyn Williams	C	5	 Citroën C2	0:33:13		0:33:13	6:35
29	53	Tom Barnett/Sarah Hughes	B	5	 Nissan Micra	0:33:31		0:33:31	6:53
30	31	Lee Birkenhead/Christina Lang	C	6	 Citroën C2	0:34:20		0:34:20	7:42
31	49	Bill Hignet/Dave Terry	D	10	 Ford Sierra	0:34:29		0:34:29	7:51
32	54	Oliver Lloyd/Sophie Landen	A	1	 Nissan Micra	0:35:02		0:35:02	8:24
33	43	Anthony Cartwright/Brian Cartwright	C	7	 Ford Escort	0:35:38		0:35:38	9:00
34	55	Hayward Blashill/Chris Davies	A	2	 Nissan Micra	0:36:36		0:36:36	9:58
35	51	Caroline Simonnet/James Swallow	D	11	 Mazda MX5	0:37:23		0:37:23	10:45
36	36	Paul Yeomans/Ian Houston	D	12	 Ford Escort Mk2	0:37:46		0:37:46	11:08
37	41	Lucy Pitch/Pete Bowles	B	6	 Rover 200	0:38:11		0:38:11	11:33
38	50	Glyn Thomas/Owain Thomas	B	7	 Peugeot 106 Rallye	0:38:19		0:38:19	11:41
39	56	Christopher Hudgins/Karen Phelps	B	8	 Nissan Micra	0:45:08		0:45:08	18:30
40	18	Richard Kay/Ian Mclean	C	8	 Vauxhall Corsa	0:57:08		0:57:08	30:30
41	35	Steve Cawsey/Jessica Winstanley	D	13	 Ford Focus	1:26:49		1:26:49	60:11
42	52	Raj Kainth/Arjun Kainth	B	9	 Peugeot 205	1:35:58		1:35:58	69:20

Results signed by Tony Ralph - Clerk of the Course

Adgespeed Stages

Sunday 9th October 2022

Final Results by Competition Number

Results to MTC2

Number of starters is 50

ADGESPEED



No.	Pos	Driver/Co-driver	Class	Class Posn.	Vehicle	Total Stages	Total Penalty	Total Time	Diff. Leader
1	1	John Stone/Alex Stone	E	1	VW Polo GTI R5	0:26:38		0:26:38	
2	3	Mark Smith/Tim Nunn	E	2	Darran T90 GTR	0:26:57		0:26:57	0:19
3		Mark Jasper/Don Whyatt	E		MG Metro 6R4	Retired after SS2			
4		Paul Murro/Callum Cross	E		Ford Fiesta R5	Mechanical after SS11			
6	2	Jason Wilson/Lee Wilson	D	1	Darran T90 GTR	0:26:57		0:26:57	0:19
7	4	Sean Cassidy/Noel McMullan	E	3	Ford Fiesta R5	0:28:04		0:28:04	1:26
8	8	Kevin Furber/Andy Medicott	E	6	Peugeot 208	0:28:39		0:28:39	2:01
9	5	Berwyn Evans/Mari Haf Evans	E	4	Ford Escort	0:28:06		0:28:06	1:28
11	6	Aled Morgans/Mark Rodway	E	5	Ford Escort Mk2	0:28:11		0:28:11	1:33
12	7	Michael Gilman/Jonathan Needham	D	2	Darran T90	0:28:13		0:28:13	1:35
14		Paul Morgan/Sam Stafford	D		Honda Civic	Stopped after SS7			
15		Michael Bowles/Izzei Lawrence	E		Renault Clio	Stopped after SS7			
16	10	Kim Mather/Yvonne Mather	F	1	Chrysler Sunbeam Lotus	0:29:39		0:29:39	3:01
17	25	Anthony Deignan/Kirum Deignan	E	9	Škoda Fabia vRS TDI	0:32:38		0:32:38	6:00
18	40	Richard Kay/Ian Mclean	C	8	Vauxhall Corsa	0:57:08		0:57:08	30:30
19		Craig Kennedy/Jonny Kennedy	E		Subaru Impreza	Retired after SS2			
20	16	Gareth Roberts/Sion Rowlands	B	1	Citroën AX Gti	0:30:18		0:30:18	3:40
21	19	Roy Wadsley/Steve Wilson	E	8	Ford Escort	0:30:45		0:30:45	4:07
22		Erdinc Degirmencioglu/Jack Morris	D		Ford Escort	Lost front wheel - SS9			
23	13	Barry Lindsay/Caroline Lodge	C	1	Peugeot 106 Gti	0:30:05		0:30:05	3:27
24	14	Mike Riley/Phil Gough	D	6	Ford Escort	0:30:12		0:30:12	3:34
25	24	Chris Johnson/Rob Johnson	B	3	Peugeot 205	0:32:03		0:32:03	5:25
26	21	Michael Pickles/Lauren Hewitt	B	2	Nissan Micra	0:31:21		0:31:21	4:43
27	11	Graham Brindley/David Evans	D	4	Ford Escort Mk2	0:29:56		0:29:56	3:18
28	17	Joe Piggott/Julian Monkley	C	2	Citroën Saxo VTR	0:30:20		0:30:20	3:42
29	9	Gareth Hughes/Ifan Devine	D	3	Ford Escort	0:28:40		0:28:40	2:02
30	20	Philip Ball/Adam Cooper	D	8	Ford Escort Mk1	0:31:02		0:31:02	4:24
31	30	Lee Birkenhead/Christina Lang	C	6	Citroën C2	0:34:20		0:34:20	7:42
32	27	Barry Armer/Robert Bryn Jones	B	4	Škoda Felicia	0:33:04		0:33:04	6:26
33		Craig Fairhurst/Danny Fairhurst	D		Ford Focus	Stopped - SS11			
34	18	Keith Anglesea/Christine Pearson	D	7	BMW Compact	0:30:39		0:30:39	4:01
35	41	Steve Cawsey/Jessica Winstanley	D	13	Ford Focus	1:26:49		1:26:49	60:11
36	36	Paul Yeomans/Ian Houston	D	12	Ford Escort Mk2	0:37:46		0:37:46	11:08
38	22	Jacob McComb/Nigel Jones	C	3	Ford Fiesta	0:31:45		0:31:45	5:07
40	12	Jamie McBain/Ryan Stutchbury	D	5	Peugeot 205 GTi	0:30:04		0:30:04	3:26
41	37	Lucy Pitch/Pete Bowles	B	6	Rover 200	0:38:11		0:38:11	11:33
43	33	Anthony Cartwright/Brian Cartwright	C	7	Ford Escort	0:35:38		0:35:38	9:00
44	15	Andrew Potts/Dave Wilkinson	E	7	BMW Mini	0:30:17		0:30:17	3:39
45	26	Tim Millington/Andrew Millington	C	4	Mini Cooper	0:32:58		0:32:58	6:20
46	28	Lauren Groves/Merfyn Williams	C	5	Citroën C2	0:33:13		0:33:13	6:35
47		Robert Arnold/Simon Arnold	D		Ford Escort Mk2	Head gasket after SS2			
48	23	Simon Tattersall/Reece Brookes	D	9	Ford Escort Mk2	0:31:59		0:31:59	5:21
49	31	Bill Hignet/Dave Terry	D	10	Ford Sierra	0:34:29		0:34:29	7:51
50	38	Glyn Thomas/Owain Thomas	B	7	Peugeot 106 Rallye	0:38:19		0:38:19	11:41
51	35	Caroline Simonnet/James Swallow	D	11	Mazda MX5	0:37:23		0:37:23	10:45
52	42	Raj Kainth/Arjun Kainth	B	9	Peugeot 205	1:35:58		1:35:58	69:20
53	29	Tom Barnett/Sarah Hughes	B	5	Nissan Micra	0:33:31		0:33:31	6:53
54	32	Oliver Lloyd/Sophie Landen	A	1	Nissan Micra	0:35:02		0:35:02	8:24
55	34	Hayward Blashill/Chris Davies	A	2	Nissan Micra	0:36:36		0:36:36	9:58
56	39	Christopher Hudgins/Karen Phelps	B	8	Nissan Micra	0:45:08		0:45:08	18:30

Results signed by Tony Ralph - Clerk of the Course

Issued at 18:15 on 9 October 2022

3

Results by Tynemouth Computer Services.



Adgespeed Stages

Sunday 9th October 2022

Final Stage Times

ADGESPEED





















































No.	Driver	Class	SS 1	SS 2	SS 3	SS 4	SS 5	SS 6	SS 7	SS 8	SS 9	SS 10	SS 11	SS 12	Penalties	
			Stage 1	Stage 2	Stage 3	Stage 4	Stage 5	Stage 6	Stage 7	Stage 8	Stage 9	Stage 10	Stage 11	Stage 12		
1	John Stone	E	2:04	2:04	2:07	2:08	1:59	1:59	2:19	2:18	2:26	2:25	2:24	2:25		
2	Mark Smith	E	2:10	2:10	2:12	2:11	2:02	2:00	2:20	2:17	2:27	2:23	2:23	2:22		
3	Mark Jasper	E	2:09	2:06	Retired after SS2											
4	Paul Murro	E	2:07	2:06	2:09	2:22	2:01	2:00	2:20	2:19	2:27	2:30	2:26	Mechanical after SS11		
6	Jason Wilson	D	2:08	2:05	2:10	2:09	2:01	1:59	2:21	2:24	2:25	2:24	2:26	2:25		
7	Sean Cassidy	E	2:15	2:12	2:17	2:15	2:02	2:02	2:27	2:25	2:35	2:30	2:33	2:31		
8	Kevin Furber	E	2:14	3:01	2:15	2:12	2:04	2:03	2:29	2:23	2:30	2:27	2:31	2:30		
9	Berwyn Evans	E	2:15	2:11	2:16	2:14	2:06	2:03	2:26	2:25	2:33	2:32	2:33	2:32		
11	Aled Morgans	E	2:18	2:15	2:20	2:17	2:06	2:05	2:27	2:23	2:32	2:30	2:30	2:28		
12	Michael Gilman	D	2:14	2:11	2:18	2:15	2:06	2:03	2:34	2:24	2:34	2:31	2:33	2:30		
14	Paul Morgan	D	2:19	2:14	2:20	2:16	2:13	2:06	8:00	Stopped after SS7						
15	Michael Bowles	E	2:27	3:26	2:26	2:24	2:11	2:09	2:52	Stopped after SS7						
16	Kim Mather	F	2:25	2:15	2:24	2:18	2:12	2:09	2:36	2:31	2:53	2:38	2:40	2:38		
17	Anthony Deignan	E	2:28	2:24	2:42	3:25	2:20	2:18	2:44	2:42	2:51	2:51	2:55	2:58		
18	Richard Kay	C	2:25	2:17	2:31	2:22	2:09	2:08	2:36	30:00	2:39	2:37	2:43	2:41		
19	Craig Kennedy	E	2:30	2:23	Retired after SS2											
20	Gareth Roberts	B	2:32	2:21	2:26	2:23	2:14	2:12	2:39	2:36	2:43	2:41	2:42	2:49		
21	Roy Wadsley	E	2:28	2:23	2:30	2:27	2:17	2:15	2:38	2:37	2:48	2:46	2:51	2:45		
22	Erdinc Degirmencioglu	D	2:39	2:28	2:35	2:28	2:20	2:15	2:47	2:42	Lost front wheel - SS9					
23	Barry Lindsay	C	2:21	2:19	2:25	2:26	2:14	2:14	2:37	2:36	2:45	2:42	2:44	2:42		
24	Mike Riley	D	2:26	2:19	2:28	2:23	2:15	2:13	2:40	2:35	2:45	2:42	2:45	2:41		
25	Chris Johnson	B	2:38	2:38	2:36	2:31	2:27	2:20	2:45	2:43	2:50	2:49	2:53	2:53		
26	Michael Pickles	B	2:35	2:23	2:32	2:30	2:23	2:25	2:45	2:40	2:48	2:44	2:49	2:47		
27	Graham Brindley	D	2:23	2:18	2:25	2:22	2:12	2:10	2:43	2:35	2:45	2:42	2:42	2:39		
28	Joe Piggott	C	2:27	2:23	2:26	2:25	2:12	2:12	2:40	2:36	2:55	2:41	2:43	2:40		
29	Gareth Hughes	D	2:16	2:13	2:19	2:18	2:06	2:06	2:30	2:28	2:39	2:35	2:36	2:34		
30	Philip Ball	D	2:28	2:23	2:30	2:27	2:16	2:13	2:35	2:34	3:37	2:41	2:40	2:38		
31	Lee Birkenhead	C	2:49	2:40	2:44	2:43	2:32	2:30	3:02	2:58	3:11	3:02	3:05	3:04		
32	Barry Armer	B	2:44	2:33	2:41	2:39	2:25	2:23	2:51	2:49	2:58	2:56	3:02	3:03		
33	Craig Fairhurst	D	2:31	2:27	2:32	2:30	2:21	2:19	2:45	2:41	2:50	2:49	Stopped - SS11			
34	Keith Anglesea	D	2:24	2:22	2:28	2:27	2:16	2:13	2:42	2:36	2:48	2:44	2:53	2:46		
35	Steve Cawsey	D	30:00	30:00	2:43	2:32	2:20	2:19	2:48	2:43	2:51	2:47	2:52	2:54		
36	Paul Yeomans	D	2:36	2:29	2:39	2:36	2:23	2:21	2:55	2:47	2:59	2:58	3:03	8:00		
38	Jacob McComb	C	2:35	2:28	2:37	2:33	2:20	2:20	2:47	2:43	2:50	2:48	2:51	2:53		
40	Jamie McBain	D	2:47	2:22	2:25	2:22	2:09	2:09	2:34	2:32	2:43	2:42	2:43	2:36		
41	Lucy Pitch	B	2:37	2:29	2:35	2:32	2:22	2:20	2:48	2:44	3:50	2:57	2:57	8:00		
43	Anthony Cartwright	C	2:31	2:21	2:24	2:23	2:14	2:13	2:39	2:41	2:45	2:43	2:44	8:00		
44	Andrew Potts	E	2:22	2:18	2:23	2:24	2:13	2:13	2:40	2:40	2:46	2:50	2:45	2:43		
45	Tim Millington	C	2:40	2:35	2:39	2:37	2:25	2:24	2:55	2:51	2:58	2:57	3:00	2:57		
46	Lauren Groves	C	2:39	2:34	2:41	2:37	2:26	2:25	2:58	2:53	3:01	2:59	3:00	3:00		
47	Robert Arnold	D	2:23	2:24	Head gasket after SS2											
48	Simon Tattersall	D	2:39	2:33	2:38	2:37	2:20	2:17	2:47	2:45	2:52	2:50	2:51	2:50		
49	Bill Hignet	D	2:44	2:40	2:52	2:44	2:32	2:29	3:02	2:59	3:12	3:03	3:07	3:05		
50	Glyn Thomas	B	2:37	2:29	2:38	2:33	2:23	2:21	2:48	2:45	2:52	2:59	2:54	8:00		
51	Caroline Simonnet	D	3:07	3:07	3:05	2:57	2:45	2:37	3:19	3:06	3:31	3:16	3:20	3:13		
52	Raj Kainth	B	3:17	2:52	2:59	2:52	30:00	30:00	3:14	3:03	8:00	3:17	3:14	3:10		
53	Tom Barnett	B	2:59	2:40	2:42	2:37	2:30	2:26	2:55	2:48	3:03	2:55	3:00	2:56		
54	Oliver Lloyd	A	3:03	2:48	2:55	2:46	2:39	2:31	3:01	2:55	3:09	3:00	3:06	3:09		
55	Hayward Blashill	A	3:09	2:53	2:55	2:53	2:44	2:42	3:09	3:08	3:18	3:14	3:17	3:14		
56	Christopher Hudgins	B	2:58	2:47	3:01	2:55	2:45	2:45	3:30	3:38	8:00	4:12	4:19	4:18		

Times for incomplete stages are shown as **12:34**.

Issued at 18:15 on 9 October 2022



Pos	No.	Driver/Co-driver	Class	Ovrll Pos.	Vehicle	Total Stages	Total Penalty	Total Time	Diff. Leader
Class A									
1	54	Oliver Lloyd/Sophie Landen	A	32	 Nissan Micra	0:35:02		0:35:02	
2	55	Hayward Blashill/Chris Davies	A	34	 Nissan Micra	0:36:36		0:36:36	1:34
Class B									
1	20	Gareth Roberts/Sion Rowlands	B	16	 Citroën AX Gti	0:30:18		0:30:18	
2	26	Michael Pickles/Lauren Hewitt	B	21	 Nissan Micra	0:31:21		0:31:21	1:03
3	25	Chris Johnson/Rob Johnson	B	24	 Peugeot 205	0:32:03		0:32:03	1:45
4	32	Barry Armer/Robert Bryn Jones	B	27	 Škoda Felicia	0:33:04		0:33:04	2:46
5	53	Tom Barnett/Sarah Hughes	B	29	 Nissan Micra	0:33:31		0:33:31	3:13
6	41	Lucy Pitch/Pete Bowles	B	37	 Rover 200	0:38:11		0:38:11	7:53
7	50	Glyn Thomas/Owain Thomas	B	38	 Peugeot 106 Rallye	0:38:19		0:38:19	8:01
8	56	Christopher Hudgins/Karen Phelps	B	39	 Nissan Micra	0:45:08		0:45:08	14:50
9	52	Raj Kainth/Arjun Kainth	B	42	 Peugeot 205	1:35:58		1:35:58	65:40
Class C									
1	23	Barry Lindsay/Caroline Lodge	C	13	 Peugeot 106 Gti	0:30:05		0:30:05	
2	28	Joe Piggott/Julian Monkley	C	17	 Citroën Saxo VTR	0:30:20		0:30:20	0:15
3	38	Jacob McComb/Nigel Jones	C	22	 Ford Fiesta	0:31:45		0:31:45	1:40
4	45	Tim Millington/Andrew Millington	C	26	 Mini Cooper	0:32:58		0:32:58	2:53
5	46	Lauren Groves/Merfyn Williams	C	28	 Citroën C2	0:33:13		0:33:13	3:08
6	31	Lee Birkenhead/Christina Lang	C	30	 Citroën C2	0:34:20		0:34:20	4:15
7	43	Anthony Cartwright/Brian Cartwright	C	33	 Ford Escort	0:35:38		0:35:38	5:33
8	18	Richard Kay/Ian Mclean	C	40	 Vauxhall Corsa	0:57:08		0:57:08	27:03
Class D									
1	6	Jason Wilson/Lee Wilson	D	2	 Darrian T90 GTR	0:26:57		0:26:57	
2	12	Michael Gilman/Jonathan Needham	D	7	 Darrian T90	0:28:13		0:28:13	1:16
3	29	Gareth Hughes/Ifan Devine	D	9	 Ford Escort	0:28:40		0:28:40	1:43
4	27	Graham Brindley/David Evans	D	11	 Ford Escort Mk2	0:29:56		0:29:56	2:59
5	40	Jamie McBain/Ryan Stutchbury	D	12	 Peugeot 205 GTi	0:30:04		0:30:04	3:07
6	24	Mike Riley/Phil Gough	D	14	 Ford Escort	0:30:12		0:30:12	3:15
7	34	Keith Anglesea/Christine Pearson	D	18	 BMW Compact	0:30:39		0:30:39	3:42
8	30	Philip Ball/Adam Cooper	D	20	 Ford Escort Mk1	0:31:02		0:31:02	4:05
9	48	Simon Tattersall/Reece Brookes	D	23	 Ford Escort Mk2	0:31:59		0:31:59	5:02
10	49	Bill Hignet/Dave Terry	D	31	 Ford Sierra	0:34:29		0:34:29	7:32
11	51	Caroline Simonnet/James Swallow	D	35	 Mazda MX5	0:37:23		0:37:23	10:26
12	36	Paul Yeomans/Ian Houston	D	36	 Ford Escort Mk2	0:37:46		0:37:46	10:49
13	35	Steve Cawsey/Jessica Winstanley	D	41	 Ford Focus	1:26:49		1:26:49	59:52
Class E									
1	1	John Stone/Alex Stone	E	1	 VW Polo GTI R5	0:26:38		0:26:38	
2	2	Mark Smith/Tim Nunn	E	3	 Darrian T90 GTR	0:26:57		0:26:57	0:19
3	7	Sean Cassidy/Noel McMullan	E	4	 Ford Fiesta R5	0:28:04		0:28:04	1:26
4	9	Berwyn Evans/Mari Haf Evans	E	5	 Ford Escort	0:28:06		0:28:06	1:28
5	11	Aled Morgans/Mark Rodway	E	6	 Ford Escort Mk2	0:28:11		0:28:11	1:33
6	8	Kevin Furber/Andy Medicott	E	8	 Peugeot 208	0:28:39		0:28:39	2:01
7	44	Andrew Potts/Dave Wilkinson	E	15	 BMW Mini	0:30:17		0:30:17	3:39
8	21	Roy Wadsley/Steve Wilson	E	19	 Ford Escort	0:30:45		0:30:45	4:07
9	17	Anthony Deignan/Kirum Deignan	E	25	 Škoda Fabia vRS TDI	0:32:38		0:32:38	6:00
Class F									
1	16	Kim Mather/Yvonne Mather	F	10	 Chrysler Sunbeam Lotus	0:29:39		0:29:39	

No.	Driver/Co-driver	Class	Vehicle	Location	Reason
3	Mark Jasper/Don Whyatt	E	 MG Metro 6R4	ATC3	Retired after SS2
4	Paul Murro/Callum Cross	E	 Ford Fiesta R5	ATC12	Mechanical after SS11
14	Paul Morgan/Sam Stafford	D	 Honda Civic	ATC8	Stopped after SS7
15	Michael Bowles/Izzei Lawrence	E	 Renault Clio	ATC8	Stopped after SS7
19	Craig Kennedy/Jonny Kennedy	E	 Subaru Impreza	ATC3	Retired after SS2
22	Erdinc Degirmencioglu/Jack Morris	D	 Ford Escort	Stage 9	Lost front wheel - SS9
33	Craig Fairhurst/Danny Fairhurst	D	 Ford Focus	Stage 11	Stopped - SS11
47	Robert Arnold/Simon Arnold	D	 Ford Escort Mk2	ATC3	Head gasket after SS2

Adgespeed Stages

Sunday 9th October 2022

Final Ten Best Times on Each Stage

ADGESPEED



SS 1 Stage 1 Fastest 56.03mph Length 1.93 mile			SS 2 Stage 2 Fastest 56.03mph Length 1.93 mile			SS 3 Stage 3 Fastest 56.41mph Length 1.99 mile			SS 4 Stage 4 Fastest 55.97mph Length 1.99 mile			SS 5 Stage 5 Fastest 52.03mph Length 1.72 mile		
No.	Driver	Time	No.	Driver	Time	No.	Driver	Time	No.	Driver	Time	No.	Driver	Time
1	Stone	2:04	1	Stone	2:04	1	Stone	2:07	1	Stone	2:08	1	Stone	1:59
4	Murro	2:07	6	Wilson	2:05	4	Murro	2:09	6	Wilson	2:09	4=	Murro	2:01
6	Wilson	2:08	3=	Jasper	2:06	6	Wilson	2:10	2	Smith	2:11	6=	Wilson	2:01
3	Jasper	2:09	4=	Murro	2:06	2	Smith	2:12	8	Furber	2:12	2=	Smith	2:02
2	Smith	2:10	2	Smith	2:10	8	Furber	2:15	9	Evans	2:14	7=	Cassidy	2:02
8=	Furber	2:14	9=	Evans	2:11	9	Evans	2:16	7=	Cassidy	2:15	8	Furber	2:04
12=	Gilman	2:14	12=	Gilman	2:11	7	Cassidy	2:17	12=	Gilman	2:15	9=	Evans	2:06
7=	Cassidy	2:15	7	Cassidy	2:12	12	Gilman	2:18	14	Morgan	2:16	11=	Morgans	2:06
9=	Evans	2:15	29	Hughes	2:13	29	Hughes	2:19	11	Morgans	2:17	12=	Gilman	2:06
29	Hughes	2:16	14	Morgan	2:14	11=	Morgans	2:20	16=	Mather	2:18	29=	Hughes	2:06
SS 6 Stage 6 Fastest 52.03mph Length 1.72 mile			SS 7 Stage 7 Fastest 48.95mph Length 1.89 mile			SS 8 Stage 8 Fastest 49.66mph Length 1.89 mile			SS 9 Stage 9 Fastest 54.37mph Length 2.19 mile			SS 10 Stage 10 Fastest 55.13mph Length 2.19 mile		
No.	Driver	Time	No.	Driver	Time	No.	Driver	Time	No.	Driver	Time	No.	Driver	Time
1=	Stone	1:59	1	Stone	2:19	2	Smith	2:17	6	Wilson	2:25	2	Smith	2:23
6=	Wilson	1:59	2=	Smith	2:20	1	Stone	2:18	1	Stone	2:26	6	Wilson	2:24
2=	Smith	2:00	4=	Murro	2:20	4	Murro	2:19	2=	Smith	2:27	1	Stone	2:25
4=	Murro	2:00	6	Wilson	2:21	8=	Furber	2:23	4=	Murro	2:27	8	Furber	2:27
7	Cassidy	2:02	9	Evans	2:26	11=	Morgans	2:23	8	Furber	2:30	4=	Murro	2:30
8=	Furber	2:03	7=	Cassidy	2:27	6=	Wilson	2:24	11	Morgans	2:32	7=	Cassidy	2:30
9=	Evans	2:03	11=	Morgans	2:27	12=	Gilman	2:24	9	Evans	2:33	11=	Morgans	2:30
12=	Gilman	2:03	8	Furber	2:29	7=	Cassidy	2:25	12	Gilman	2:34	12	Gilman	2:31
11	Morgans	2:05	29	Hughes	2:30	9=	Evans	2:25	7	Cassidy	2:35	9	Evans	2:32
14=	Morgan	2:06	12=	Gilman	2:34	29	Hughes	2:28	18=	Kay	2:39	29	Hughes	2:35
SS 11 Stage 11 Fastest 52.87mph Length 2.10 mile			SS 12 Stage 12 Fastest 53.24mph Length 2.10 mile											
No.	Driver	Time	No.	Driver	Time									
2	Smith	2:23	2	Smith	2:22									
1	Stone	2:24	1=	Stone	2:25									
4=	Murro	2:26	6=	Wilson	2:25									
6=	Wilson	2:26	11	Morgans	2:28									
11	Morgans	2:30	8=	Furber	2:30									
8	Furber	2:31	12=	Gilman	2:30									
7=	Cassidy	2:33	7	Cassidy	2:31									
9=	Evans	2:33	9	Evans	2:32									
12=	Gilman	2:33	29	Hughes	2:34									
29	Hughes	2:36	40	McBain	2:36									

Issued at 18:15 on 9 October 2022

7

Results by Tynemouth Computer Services.



Adgespeed Stages

Sunday 9th October 2022

ADGESPEED

Final Ten Leading Positions after Each Stage



SS 1 Stage 1 Asphalt Length 1.93 mile			SS 2 Stage 2 Asphalt Length 1.93 mile			SS 3 Stage 3 Asphalt Length 1.99 mile			SS 4 Stage 4 Asphalt Length 1.99 mile			SS 5 Stage 5 Asphalt Length 1.72 mile		
No.	Driver	Total	No.	Driver	Total	No.	Driver	Total	No.	Driver	Total	No.	Driver	Total
1	Stone	0:02:04	1	Stone	0:04:08	1	Stone	0:06:15	1	Stone	0:08:23	1	Stone	0:10:22
4	Murro	0:02:07	4	Murro	0:04:13	4	Murro	0:06:22	6	Wilson	0:08:32	6	Wilson	0:10:33
6	Wilson	0:02:08	6	Wilson	0:04:13	6	Wilson	0:06:23	2	Smith	0:08:43	4	Murro	0:10:45
3	Jasper	0:02:09	3	Jasper	0:04:15	2	Smith	0:06:32	4	Murro	0:08:44	2	Smith	0:10:45
2	Smith	0:02:10	2	Smith	0:04:20	9	Evans	0:06:42	9	Evans	0:08:56	7	Cassidy	0:11:01
8=	Furber	0:02:14	12	Gilman	0:04:25	12	Gilman	0:06:43	12	Gilman	0:08:58	9	Evans	0:11:02
12=	Gilman	0:02:14	9	Evans	0:04:26	7	Cassidy	0:06:44	7	Cassidy	0:08:59	12	Gilman	0:11:04
7=	Cassidy	0:02:15	7	Cassidy	0:04:27	29	Hughes	0:06:48	29	Hughes	0:09:06	29	Hughes	0:11:12
9=	Evans	0:02:15	29	Hughes	0:04:29	11	Morgans	0:06:53	14	Morgan	0:09:09	11	Morgans	0:11:16
29	Hughes	0:02:16	11	Morgans	0:04:33	14	Morgan	0:06:53	11	Morgans	0:09:10	14	Morgan	0:11:22
SS 6 Stage 6 Asphalt Length 1.72 mile			SS 7 Stage 7 Asphalt Length 1.89 mile			SS 8 Stage 8 Asphalt Length 1.89 mile			SS 9 Stage 9 Asphalt Length 2.19 mile			SS 10 Stage 10 Asphalt Length 2.19 mile		
No.	Driver	Total	No.	Driver	Total	No.	Driver	Total	No.	Driver	Total	No.	Driver	Total
1	Stone	0:12:21	1	Stone	0:14:40	1	Stone	0:16:58	1	Stone	0:19:24	1	Stone	0:21:49
6	Wilson	0:12:32	6	Wilson	0:14:53	6	Wilson	0:17:17	6	Wilson	0:19:42	6	Wilson	0:22:06
4	Murro	0:12:45	4	Murro	0:15:05	2	Smith	0:17:22	2	Smith	0:19:49	2	Smith	0:22:12
2	Smith	0:12:45	2	Smith	0:15:05	4	Murro	0:17:24	4	Murro	0:19:51	4	Murro	0:22:21
7	Cassidy	0:13:03	7	Cassidy	0:15:30	7	Cassidy	0:17:55	9	Evans	0:20:29	7	Cassidy	0:23:00
9	Evans	0:13:05	9	Evans	0:15:31	9	Evans	0:17:56	7	Cassidy	0:20:30	9	Evans	0:23:01
12	Gilman	0:13:07	12	Gilman	0:15:41	12	Gilman	0:18:05	12	Gilman	0:20:39	12	Gilman	0:23:10
29	Hughes	0:13:18	29	Hughes	0:15:48	11	Morgans	0:18:11	11	Morgans	0:20:43	11	Morgans	0:23:13
11	Morgans	0:13:21	11	Morgans	0:15:48	29	Hughes	0:18:16	29	Hughes	0:20:55	29	Hughes	0:23:30
14	Morgan	0:13:28	8	Furber	0:16:18	8	Furber	0:18:41	8	Furber	0:21:11	8	Furber	0:23:38
SS 11 Stage 11 Asphalt Length 2.10 mile			SS 12 Stage 12 Asphalt Length 2.10 mile											
No.	Driver	Total	No.	Driver	Total									
1	Stone	0:24:13	1	Stone	0:26:38									
6	Wilson	0:24:32	6	Wilson	0:26:57									
2	Smith	0:24:35	2	Smith	0:26:57									
4	Murro	0:24:47	7	Cassidy	0:28:04									
7	Cassidy	0:25:33	9	Evans	0:28:06									
9	Evans	0:25:34	11	Morgans	0:28:11									
12	Gilman	0:25:43	12	Gilman	0:28:13									
11	Morgans	0:25:43	8	Furber	0:28:39									
29	Hughes	0:26:06	29	Hughes	0:28:40									
8	Furber	0:26:09	16	Mather	0:29:39									



Total number of fastest times, second fastest times etc.

No.	Driver	1	2	3	4	5	6	7	8	9	10	11	12	13	14	15
1	John Stone	7	4	1	-	-	-	-	-	-	-	-	-	-	-	-
2	Mark Smith	4	1	3	2	2	-	-	-	-	-	-	-	-	-	-
6	Jason Wilson	2	5	3	1	-	1	-	-	-	-	-	-	-	-	-
4	Paul Murro	-	4	5	-	1	-	-	-	-	-	-	1	-	-	-
3	Mark Jasper	-	-	1	1	-	-	-	-	-	-	-	-	-	-	-
8	Kevin Furber	-	-	-	3	3	4	-	1	-	-	-	-	-	-	-
11	Aled Morgans	-	-	-	2	2	2	1	-	2	1	2	-	-	-	-
7	Sean Cassidy	-	-	-	1	2	2	3	3	1	-	-	-	-	-	-
9	Berwyn Evans	-	-	-	-	2	3	3	3	1	-	-	-	-	-	-
12	Michael Gilman	-	-	-	-	1	5	2	3	-	1	-	-	-	-	-
29	Gareth Hughes	-	-	-	-	-	-	1	-	4	7	-	-	-	-	-
14	Paul Morgan	-	-	-	-	-	-	-	1	-	3	-	1	-	-	-
40	Jamie McBain	-	-	-	-	-	-	-	-	-	2	1	3	1	-	2
16	Kim Mather	-	-	-	-	-	-	-	-	-	1	4	1	3	1	-
18	Richard Kay	-	-	-	-	-	-	-	-	-	1	2	2	2	-	2
30	Philip Ball	-	-	-	-	-	-	-	-	-	-	2	1	2	-	-
27	Graham Brindley	-	-	-	-	-	-	-	-	-	-	-	1	2	4	2
20	Gareth Roberts	-	-	-	-	-	-	-	-	-	-	-	1	2	-	-
44	Andrew Potts	-	-	-	-	-	-	-	-	-	-	-	1	-	2	-
15	Michael Bowles	-	-	-	-	-	-	-	-	-	-	-	-	2	-	-
28	Joe Piggott	-	-	-	-	-	-	-	-	-	-	-	-	1	2	1
23	Barry Lindsay	-	-	-	-	-	-	-	-	-	-	-	-	1	1	2
43	Anthony Cartwright	-	-	-	-	-	-	-	-	-	-	-	-	1	1	-
24	Mike Riley	-	-	-	-	-	-	-	-	-	-	-	-	-	2	1
47	Robert Arnold	-	-	-	-	-	-	-	-	-	-	-	-	-	-	1

Note: where more than one competitor has the same stage time, they are all credited with the same stage position.



Adgespeed Stages

Sunday 9th October 2022

Final Time Chart

Competitors in order of time taken on each stage



Posn	Stage																	
	1 Stage 1		2 Stage 2		3 Stage 3		4 Stage 4		5 Stage 5		6 Stage 6		7 Stage 7		8 Stage 8		9 Stage 9	
1	1	2:04	1	2:04	1	2:07	1	2:08	1	1:59	1=	1:59	1	2:19	2	2:17	6	2:25
2	4	2:07	6	2:05	4	2:09	6	2:09	4=	2:01	6=	1:59	2=	2:20	1	2:18	1	2:26
3	6	2:08	3=	2:06	6	2:10	2	2:11	6=	2:01	2=	2:00	4=	2:20	4	2:19	2=	2:27
4	3	2:09	4=	2:06	2	2:12	8	2:12	2=	2:02	4=	2:00	6	2:21	8=	2:23	4=	2:27
5	2	2:10	2	2:10	8	2:15	9	2:14	7=	2:02	7	2:02	9	2:26	11=	2:23	8	2:30
6	8=	2:14	9=	2:11	9	2:16	7=	2:15	8	2:04	8=	2:03	7=	2:27	6=	2:24	11	2:32
7	12=	2:14	12=	2:11	7	2:17	12=	2:15	9=	2:06	9=	2:03	11=	2:27	12=	2:24	9	2:33
8	7=	2:15	7	2:12	12	2:18	14	2:16	11=	2:06	12=	2:03	8	2:29	7=	2:25	12	2:34
9	9=	2:15	29	2:13	29	2:19	11	2:17	12=	2:06	11	2:05	29	2:30	9=	2:25	7	2:35
10	29	2:16	14	2:14	11=	2:20	16=	2:18	29=	2:06	14=	2:06	12=	2:34	29	2:28	18=	2:39
11	11	2:18	11=	2:15	14=	2:20	29=	2:18	18=	2:09	29=	2:06	40=	2:34	16	2:31	29=	2:39
12	14	2:19	16=	2:15	44	2:23	4=	2:22	40=	2:09	18	2:08	30	2:35	40	2:32	20=	2:43
13	23	2:21	18	2:17	16=	2:24	18=	2:22	15	2:11	15=	2:09	16=	2:36	30	2:34	40=	2:43
14	44	2:22	27=	2:18	43=	2:24	27=	2:22	16=	2:12	16=	2:09	18=	2:36	24=	2:35	23=	2:45
15	27=	2:23	44=	2:18	23=	2:25	40=	2:22	27=	2:12	40=	2:09	23	2:37	27=	2:35	24=	2:45
16	47=	2:23	23=	2:19	27=	2:25	20=	2:23	28=	2:12	27	2:10	21	2:38	20=	2:36	27=	2:45
17	34	2:24	24=	2:19	40=	2:25	24=	2:23	14=	2:13	20=	2:12	20=	2:39	23=	2:36	43=	2:45
18	16=	2:25	20=	2:21	15=	2:26	43=	2:23	44=	2:13	28=	2:12	43=	2:39	28=	2:36	44	2:46
19	18=	2:25	43=	2:21	20=	2:26	15=	2:24	20=	2:14	24=	2:13	24=	2:40	34=	2:36	21=	2:48
20	24	2:26	34=	2:22	28=	2:26	44=	2:24	23=	2:14	30=	2:13	28=	2:40	21	2:37	26=	2:48
21	15=	2:27	40=	2:22	24=	2:28	28	2:25	43=	2:14	34=	2:13	44=	2:40	26=	2:40	34=	2:48
22	28=	2:27	19=	2:23	34=	2:28	23	2:26	24	2:15	43=	2:13	34	2:42	44=	2:40	25=	2:50
23	17=	2:28	21=	2:23	21=	2:30	21=	2:27	30=	2:16	44=	2:13	27	2:43	33=	2:41	33=	2:50
24	21=	2:28	26=	2:23	30=	2:30	30=	2:27	34=	2:16	23	2:14	17	2:44	43=	2:41	38=	2:50
25	30=	2:28	28=	2:23	18	2:31	34=	2:27	21	2:17	21=	2:15	25=	2:45	17=	2:42	17=	2:51
26	19	2:30	30=	2:23	26=	2:32	22	2:28	17=	2:20	22=	2:15	26=	2:45	22=	2:42	35=	2:51
27	33=	2:31	17=	2:24	33=	2:32	26=	2:30	22=	2:20	48	2:17	33=	2:45	25=	2:43	48=	2:52
28	43=	2:31	47=	2:24	22=	2:35	33=	2:30	35=	2:20	17	2:18	22=	2:47	35=	2:43	50=	2:52
29	20	2:32	33	2:27	41=	2:35	25	2:31	38=	2:20	33=	2:19	38=	2:47	38=	2:43	16	2:53
30	26=	2:35	22=	2:28	25	2:36	35=	2:32	48=	2:20	35=	2:19	48=	2:47	41	2:44	28	2:55
31	38=	2:35	38=	2:28	38	2:37	41=	2:32	33	2:21	25=	2:20	35=	2:48	48=	2:45	32=	2:58
32	36	2:36	36=	2:29	48=	2:38	38=	2:33	41	2:22	38=	2:20	41=	2:48	50=	2:45	45=	2:58
33	41=	2:37	41=	2:29	50=	2:38	50=	2:33	26=	2:23	41=	2:20	50=	2:48	36	2:47	36	2:59
34	50=	2:37	32=	2:33	36=	2:39	36	2:36	36=	2:23	36=	2:21	32	2:51	53	2:48	46	3:01
35	25	2:38	48=	2:33	45=	2:39	45=	2:37	50=	2:23	50=	2:21	15	2:52	32	2:49	53	3:03
36	22=	2:39	46	2:34	32=	2:41	46=	2:37	32=	2:25	32	2:23	36=	2:55	45	2:51	54	3:09
37	46=	2:39	45	2:35	46=	2:41	48=	2:37	45=	2:25	45	2:24	45=	2:55	46	2:53	31	3:11
38	48=	2:39	25	2:38	17=	2:42	53=	2:37	46	2:26	26=	2:25	53=	2:55	54	2:55	49	3:12
39	45	2:40	31=	2:40	53=	2:42	32	2:39	25	2:27	46=	2:25	46	2:58	31	2:58	55	3:18
40	32=	2:44	49=	2:40	35	2:43	31	2:43	53	2:30	53	2:26	54	3:01	49	2:59	51	3:31
41	49=	2:44	53=	2:40	31	2:44	49	2:44	31=	2:32	49	2:29	31=	3:02	52	3:03	30	3:37
42	40	2:47	56	2:47	49	2:52	54	2:46	49=	2:32	31	2:30	49=	3:02	51	3:06	41	3:50
43	31	2:49	54	2:48	54=	2:55	52	2:52	54	2:39	54	2:31	55	3:09	55	3:08	52=	8:00
44	56	2:58	52	2:52	55=	2:55	55	2:53	55	2:44	51	2:37	52	3:14	56	3:38	56=	8:00
45	53	2:59	55	2:53	52	2:59	56	2:55	51=	2:45	55	2:42	51	3:19	18	30:00		
46	54	3:03	8	3:01	56	3:01	51	2:57	56=	2:45	56	2:45	56	3:30				
47	51	3:07	51	3:07	51	3:05	17	3:25	52	30:00	52	30:00	14	8:00				
48	55	3:09	15	3:26														
49	52	3:17	50	3:29														
50	35	30:00	35	30:00														

Times for incomplete stages are shown as **12:34**.

Issued at 18:15 on 9 October 2022

10

Results by Tynemouth Computer Services.



Adgespeed Stages

Sunday 9th October 2022

Final Time Chart

Competitors in order of time taken on each stage



Posn	Stage					
	10 Stage 10		11 Stage 11		12 Stage 12	
1	2	2:23	2	2:23	2	2:22
2	6	2:24	1	2:24	1=	2:25
3	1	2:25	4=	2:26	6=	2:25
4	8	2:27	6=	2:26	11	2:28
5	4=	2:30	11	2:30	8=	2:30
6	7=	2:30	8	2:31	12=	2:30
7	11=	2:30	7=	2:33	7	2:31
8	12	2:31	9=	2:33	9	2:32
9	9	2:32	12=	2:33	29	2:34
10	29	2:35	29	2:36	40	2:36
11	18	2:37	16=	2:40	16=	2:38
12	16	2:38	30=	2:40	30=	2:38
13	20=	2:41	20=	2:42	27	2:39
14	28=	2:41	27=	2:42	28	2:40
15	30=	2:41	18=	2:43	18=	2:41
16	23=	2:42	28=	2:43	24=	2:41
17	24=	2:42	40=	2:43	23	2:42
18	27=	2:42	23=	2:44	44	2:43
19	40=	2:42	43=	2:44	21	2:45
20	43	2:43	24=	2:45	34	2:46
21	26=	2:44	44=	2:45	26	2:47
22	34=	2:44	26	2:49	20	2:49
23	21	2:46	21=	2:51	48	2:50
24	35	2:47	38=	2:51	25=	2:53
25	38	2:48	48=	2:51	38=	2:53
26	25=	2:49	35	2:52	35	2:54
27	33=	2:49	25=	2:53	53	2:56
28	44=	2:50	34=	2:53	45	2:57
29	48=	2:50	50	2:54	17	2:58
30	17	2:51	17	2:55	46	3:00
31	53	2:55	41	2:57	32	3:03
32	32	2:56	45=	3:00	31	3:04
33	41=	2:57	46=	3:00	49	3:05
34	45=	2:57	53=	3:00	54	3:09
35	36	2:58	32	3:02	52	3:10
36	46=	2:59	36	3:03	51	3:13
37	50=	2:59	31	3:05	55	3:14
38	54	3:00	54	3:06	56	4:18
39	31	3:02	49	3:07	36=	8:00
40	49	3:03	52	3:14	41=	8:00
41	55	3:14	55	3:17	43=	8:00
42	51	3:16	51	3:20	50=	8:00
43	52	3:17	56	4:19		
44	56	4:12				

Issued at 18:15 on 9 October 2022

11

Results by Tynemouth Computer Services.



Adgespeed Stages

Sunday 9th October 2022

Final Stage Chart

Cumulative positions after each stage (including all additional penalties)



Posn	Stage															
	1 Stage 1		2 Stage 2		3 Stage 3		4 Stage 4		5 Stage 5		6 Stage 6		7 Stage 7		8 Stage 8	
1	1	0:02:04	1	0:04:08	1	0:06:15	1	0:08:23	1	0:10:22	1	0:12:21	1	0:14:40	1	0:16:58
2	4	0:02:07	4	0:04:13	4	0:06:22	6	0:08:32	6	0:10:33	6	0:12:32	6	0:14:53	6	0:17:17
3	6	0:02:08	6	0:04:13	6	0:06:23	2	0:08:43	4	0:10:45	4	0:12:45	4	0:15:05	2	0:17:22
4	3	0:02:09	3	0:04:15	2	0:06:32	4	0:08:44	2	0:10:45	2	0:12:45	2	0:15:05	4	0:17:24
5	2	0:02:10	2	0:04:20	9	0:06:42	9	0:08:56	7	0:11:01	7	0:13:03	7	0:15:30	7	0:17:55
6	8=	0:02:14	12	0:04:25	12	0:06:43	12	0:08:58	9	0:11:02	9	0:13:05	9	0:15:31	9	0:17:56
7	12=	0:02:14	9	0:04:26	7	0:06:44	7	0:08:59	12	0:11:04	12	0:13:07	12	0:15:41	12	0:18:05
8	7=	0:02:15	7	0:04:27	29	0:06:48	29	0:09:06	29	0:11:12	29	0:13:18	29	0:15:48	11	0:18:11
9	9=	0:02:15	29	0:04:29	11	0:06:53	14	0:09:09	11	0:11:16	11	0:13:21	11	0:15:48	29	0:18:16
10	29	0:02:16	11	0:04:33	14	0:06:53	11	0:09:10	14	0:11:22	14	0:13:28	8	0:16:18	8	0:18:41
11	11	0:02:18	14	0:04:33	44	0:07:03	16	0:09:22	16	0:11:34	16	0:13:43	16	0:16:19	16	0:18:50
12	14	0:02:19	23	0:04:40	16	0:07:04	44	0:09:27	44	0:11:40	8	0:13:49	18	0:16:28	27	0:19:08
13	23	0:02:21	44	0:04:40	23	0:07:05	27	0:09:28	27	0:11:40	27	0:13:50	44	0:16:33	23	0:19:12
14	44	0:02:22	16	0:04:40	27	0:07:06	23	0:09:31	18	0:11:44	18	0:13:52	27	0:16:33	44	0:19:13
15	27=	0:02:23	27	0:04:41	18	0:07:13	18	0:09:35	23	0:11:45	44	0:13:53	23	0:16:36	24	0:19:19
16	47=	0:02:23	18	0:04:42	24	0:07:13	24	0:09:36	8	0:11:46	23	0:13:59	24	0:16:44	40	0:19:20
17	34	0:02:24	24	0:04:45	34	0:07:14	43	0:09:39	24	0:11:51	24	0:14:04	28	0:16:45	28	0:19:21
18	16=	0:02:25	34	0:04:46	28	0:07:16	34	0:09:41	28	0:11:53	28	0:14:05	43	0:16:45	20	0:19:23
19	18=	0:02:25	47	0:04:47	43	0:07:16	28	0:09:41	43	0:11:53	43	0:14:06	20	0:16:47	30	0:19:26
20	24	0:02:26	28	0:04:50	20	0:07:19	8	0:09:42	20	0:11:56	20	0:14:08	40	0:16:48	43	0:19:26
21	15=	0:02:27	21=	0:04:51	21=	0:07:21	20	0:09:42	34	0:11:57	34	0:14:10	34	0:16:52	34	0:19:28
22	28=	0:02:27	30=	0:04:51	30=	0:07:21	21=	0:09:48	30	0:12:04	40	0:14:14	30	0:16:52	21	0:19:35
23	17=	0:02:28	17	0:04:52	8	0:07:30	30=	0:09:48	21	0:12:05	30	0:14:17	21	0:16:58	33	0:20:06
24	21=	0:02:28	43	0:04:52	33	0:07:30	40	0:09:56	40	0:12:05	21	0:14:20	33	0:17:25	26	0:20:13
25	30=	0:02:28	19	0:04:53	26	0:07:30	33	0:10:00	33	0:12:21	33	0:14:40	22	0:17:32	22	0:20:14
26	19	0:02:30	20	0:04:53	17	0:07:34	26	0:10:00	26	0:12:23	22	0:14:45	26	0:17:33	38	0:20:23
27	33=	0:02:31	33	0:04:58	40	0:07:34	22	0:10:10	22	0:12:30	26	0:14:48	38	0:17:40	41	0:20:27
28	43=	0:02:31	26	0:04:58	38	0:07:40	38	0:10:13	38	0:12:33	38	0:14:53	41	0:17:43	48	0:20:36
29	20	0:02:32	38	0:05:03	41	0:07:41	41	0:10:13	41	0:12:35	41	0:14:55	48	0:17:51	25	0:20:38
30	26=	0:02:35	36	0:05:05	22	0:07:42	36	0:10:20	36	0:12:43	15	0:15:03	15	0:17:55	36	0:20:46
31	38=	0:02:35	41	0:05:06	36	0:07:44	25	0:10:23	48	0:12:47	36	0:15:04	25	0:17:55	17	0:21:03
32	36	0:02:36	22	0:05:07	48	0:07:50	48	0:10:27	25	0:12:50	48	0:15:04	36	0:17:59	32	0:21:05
33	41=	0:02:37	40	0:05:09	25	0:07:52	46	0:10:31	15	0:12:54	25	0:15:10	45	0:18:15	45	0:21:06
34	50=	0:02:37	48	0:05:12	46	0:07:54	45	0:10:31	45	0:12:56	45	0:15:20	32	0:18:16	46	0:21:13
35	25	0:02:38	46	0:05:13	45	0:07:54	32	0:10:37	46	0:12:57	46	0:15:22	46	0:18:20	50	0:21:34
36	22=	0:02:39	8	0:05:15	32	0:07:58	15	0:10:43	32	0:13:02	32	0:15:25	17	0:18:21	53	0:21:37
37	46=	0:02:39	45	0:05:15	31	0:08:13	31	0:10:56	17	0:13:19	17	0:15:37	50	0:18:49	31	0:21:58
38	48=	0:02:39	25	0:05:16	49	0:08:16	53	0:10:58	31	0:13:28	53	0:15:54	53	0:18:49	49	0:22:02
39	45	0:02:40	32	0:05:17	15	0:08:19	17	0:10:59	53	0:13:28	31	0:15:58	31	0:19:00	54	0:22:38
40	32=	0:02:44	49	0:05:24	53	0:08:21	49	0:11:00	49	0:13:32	50	0:16:01	49	0:19:03	55	0:23:33
41	49=	0:02:44	31	0:05:29	50	0:08:44	50	0:11:17	50	0:13:40	49	0:16:01	54	0:19:43	51	0:24:03
42	40	0:02:47	53	0:05:39	56	0:08:46	54	0:11:32	54	0:14:11	54	0:16:42	55	0:20:25	56	0:24:19
43	31	0:02:49	56	0:05:45	54	0:08:46	56	0:11:41	56	0:14:26	56	0:17:11	56	0:20:41	18	0:46:28
44	56	0:02:58	54	0:05:51	55	0:08:57	55	0:11:50	55	0:14:34	55	0:17:16	51	0:20:57	35	1:15:25
45	53	0:02:59	15	0:05:53	52	0:09:08	52	0:12:00	51	0:15:01	51	0:17:38	14	0:21:28	52	1:18:17
46	54	0:03:03	55	0:06:02	51	0:09:19	51	0:12:16	52	0:42:00	35	1:09:54	35	1:12:42		
47	51	0:03:07	50	0:06:06	35	1:02:43	35	1:05:15	35	1:07:35	52	1:12:00	52	1:15:14		
48	55	0:03:09	52	0:06:09												
49	52	0:03:17	51	0:06:14												
50	35	0:30:00	35	1:00:00												



Adgespeed Stages

Sunday 9th October 2022

Final Stage Chart

Cumulative positions after each stage (including all additional penalties)



Posn	Stage							
	9 Stage 9		10 Stage 10		11 Stage 11		12 Stage 12	
1	1	0:19:24	1	0:21:49	1	0:24:13	1	0:26:38
2	6	0:19:42	6	0:22:06	6	0:24:32	6	0:26:57
3	2	0:19:49	2	0:22:12	2	0:24:35	2	0:26:57
4	4	0:19:51	4	0:22:21	4	0:24:47	7	0:28:04
5	9	0:20:29	7	0:23:00	7	0:25:33	9	0:28:06
6	7	0:20:30	9	0:23:01	9	0:25:34	11	0:28:11
7	12	0:20:39	12	0:23:10	12	0:25:43	12	0:28:13
8	11	0:20:43	11	0:23:13	11	0:25:43	8	0:28:39
9	29	0:20:55	29	0:23:30	29	0:26:06	29	0:28:40
10	8	0:21:11	8	0:23:38	8	0:26:09	16	0:29:39
11	16	0:21:43	16	0:24:21	16	0:27:01	27	0:29:56
12	27	0:21:53	27	0:24:35	27	0:27:17	40	0:30:04
13	23	0:21:57	23	0:24:39	23	0:27:23	23	0:30:05
14	44	0:21:59	40	0:24:45	40	0:27:28	24	0:30:12
15	40	0:22:03	24	0:24:46	20	0:27:29	44	0:30:17
16	24	0:22:04	20	0:24:47	24	0:27:31	20	0:30:18
17	20	0:22:06	44	0:24:49	44	0:27:34	28	0:30:20
18	43	0:22:11	43	0:24:54	43	0:27:38	34	0:30:39
19	34	0:22:16	28	0:24:57	28	0:27:40	21	0:30:45
20	28	0:22:16	34	0:25:00	34	0:27:53	30	0:31:02
21	21	0:22:23	21	0:25:09	21	0:28:00	26	0:31:21
22	33	0:22:56	30	0:25:44	30	0:28:24	38	0:31:45
23	26	0:23:01	33	0:25:45	26	0:28:34	48	0:31:59
24	30	0:23:03	26	0:25:45	38	0:28:52	25	0:32:03
25	38	0:23:13	38	0:26:01	48	0:29:09	17	0:32:38
26	25	0:23:28	25	0:26:17	25	0:29:10	45	0:32:58
27	48	0:23:28	48	0:26:18	17	0:29:40	32	0:33:04
28	36	0:23:45	36	0:26:43	36	0:29:46	46	0:33:13
29	17	0:23:54	17	0:26:45	45	0:30:01	53	0:33:31
30	32	0:24:03	32	0:26:59	32	0:30:01	31	0:34:20
31	45	0:24:04	45	0:27:01	41	0:30:11	49	0:34:29
32	46	0:24:14	46	0:27:13	46	0:30:13	54	0:35:02
33	41	0:24:17	41	0:27:14	50	0:30:19	43	0:35:38
34	50	0:24:26	50	0:27:25	53	0:30:35	55	0:36:36
35	53	0:24:40	53	0:27:35	31	0:31:16	51	0:37:23
36	31	0:25:09	31	0:28:11	49	0:31:24	36	0:37:46
37	49	0:25:14	49	0:28:17	54	0:31:53	41	0:38:11
38	54	0:25:47	54	0:28:47	55	0:33:22	50	0:38:19
39	55	0:26:51	55	0:30:05	51	0:34:10	56	0:45:08
40	51	0:27:34	51	0:30:50	56	0:40:50	18	0:57:08
41	56	0:32:19	56	0:36:31	18	0:54:27	35	1:26:49
42	18	0:49:07	18	0:51:44	35	1:23:55	52	1:35:58
43	35	1:18:16	35	1:21:03	52	1:32:48		
44	52	1:26:17	52	1:29:34				

