














Adgespeed Stages

Sunday 13th October 2019














































Final Award Winners

Pos	No.	Driver/Co-Driver	Class	Vehicle	Total	Diff. Leader	Overall Pos
First Overall - The Motaquip Trophy							
1	9	Adam Williams/Rachael Atherton	E	 Subaru Impreza	0:29:48		1
Second Overall							
2	23	Matt Pierce/Brad Sowerby	D	 Ford Escort Mk2	0:29:55	0:07	2
Third Overall							
3	17	Neil Roskell/Daniel Roskell	E	 Subaru Impreza	0:30:01	0:13	3
Class B							
1	40	Matt Walk/Adrian Walk	B	 Ford Fiesta	0:32:05		16
2	28	Alex Jackson/Chris Sharpe Simkiss	B	 Ford Ka	0:33:38	1:33	24
3	45	Paul Price/Vicki Williams	B	 Morris Mini Cooper S	0:34:24	2:19	26
Class C							
1	22	Richard Kay/Adam Kay	C	 Vauxhall Corsa	0:31:33		12
2	24	Dan Woods/Tony Garrett	C	 Peugeot 106 GTi	0:32:05	0:32	15
Class D							
1	14	John Richardson/Eric Wilcockson	D	 Ford Escort	0:30:27		7
2	3	Andrew Morris/Chloe Thomas	D	 Ford Escort	0:30:54	0:27	9
3	7	Mike English/Lewis English	D	 Ford Escort Mk2	0:31:03	0:36	10
Class E							
1	12	Greg Williams/Richard Edwards	E	 Subaru Impreza	0:30:22		4
2	5	Brandon Smith/Catrin Jones	E	 Dacia 190t	0:30:26	0:04	5
3	6	Paul Murro/Callum Cross	E	 Ford Escort Mk2	0:30:27	0:05	6

Adgespeed Stages

Sunday 13th October 2019

Final Results

Pos	No.	Driver/Co-driver	Class	Class Posn.	Vehicle	Total Stages	Total Penalty	Total Time	Diff. Leader
1	9	Adam Williams/Rachael Atherton	E	1	 Subaru Impreza	0:29:48		0:29:48	
2	23	Matt Pierce/Brad Sowerby	D	1	 Ford Escort Mk2	0:29:55		0:29:55	0:07
3	17	Neil Roskell/Daniel Roskell	E	2	 Subaru Impreza	0:30:01		0:30:01	0:13
4	12	Greg Williams/Richard Edwards	E	3	 Subaru Impreza	0:30:22		0:30:22	0:34
5	5	Brandon Smith/Catrin Jones	E	4	 Darran 190t	0:30:26		0:30:26	0:38
6	6	Paul Murro/Callum Cross	E	5	 Ford Escort Mk2	0:30:27		0:30:27	0:39
7	14	John Richardson/Eric Wilcockson	D	2	 Ford Escort	0:30:27		0:30:27	0:39
8	8	Dave Roberts/Jonathan Kennedy	E	6	 Subaru Impreza	0:30:33		0:30:33	0:45
9	3	Andrew Morris/Chloe Thomas	D	3	 Ford Escort	0:30:54		0:30:54	1:06
10	7	Mike English/Lewis English	D	4	 Ford Escort Mk2	0:31:03		0:31:03	1:15
11	21	Stephen Ellison/Sophie Landen	D	5	 Ford Escort RS	0:31:06		0:31:06	1:18
12	22	Richard Kay/Adam Kay	C	1	 Vauxhall Corsa	0:31:33		0:31:33	1:45
13	2	Mark Smith/Tim Nunn	E	7	 Darran GTR 90	0:31:35		0:31:35	1:47
14	31	Jordan Duxbury/Rob Bryn Jones	D	6	 Ford Escort Mk2	0:31:41		0:31:41	1:53
15	24	Dan Woods/Tony Garrett	C	2	 Peugeot 106 GTi	0:32:05		0:32:05	2:17
16	40	Matt Walk/Adrian Walk	B	1	 Ford Fiesta	0:32:05		0:32:05	2:17
17	1	Simon Bowen/Richard Robinson	E	8	 Ford Sierra Cosworth	0:32:08		0:32:08	2:20
18	20	Simon Verstraeten/Pauline Merrills	D	7	 Talbot Sunbeam	0:32:19		0:32:19	2:31
19	19	Keith Anglesea/Paul Barbet	D	8	 BMW Compact	0:33:00		0:33:00	3:12
20	27	Roy Wadsley/Steve Wilson	E	9	 Ford Escort Mk1	0:33:12		0:33:12	3:24
21	18	John Stone/Alex Stone	C	3	 Renault Twingo R1	0:33:17		0:33:17	3:29
22	36	Paul Wild/Richard Wilkinson	D	9	 Peugeot 205 GTI	0:33:35		0:33:35	3:47
23	34	Erdinc Degirmencoglu/Barry Armer	D	10	 Ford Escort	0:33:36		0:33:36	3:48
24	28	Alex Jackson/Chris Sharpe Simkiss	B	2	 Ford Ka	0:33:38		0:33:38	3:50
25	29	Mark Dempster/Owain Thomas	D	11	 Ford Escort	0:33:57		0:33:57	4:09
26	45	Paul Price/Vicki Williams	B	3	 Morris Mini Cooper S	0:34:24		0:34:24	4:36
27	44	Tom Urquhart/Chris Cooper	B	4	 Nissan Micra	0:34:33		0:34:33	4:45
28	32	Robert Jones/Tony Archer	B	5	 Ford Fiesta	0:34:38		0:34:38	4:50
29	43	Chris Kelly/Hannah Kelly	C	4	 Citroën C2	0:34:55		0:34:55	5:07
30	51	Phil Shaw/Paul Stringer	B	6	 Nissan Micra	0:35:06		0:35:06	5:18
31	42	Billy Walden/Jane Walden	B	7	 Nissan Micra	0:35:09		0:35:09	5:21
32	11	Jack Ives/Dave Read	D	12	 Ford Escort	0:35:29		0:35:29	5:41
33	47	Lauren Groves/Merfyn Williams	C	5	 Citroën C2	0:35:45		0:35:45	5:57
34	25	Andy Brinkley/Rachel Faulkner	D	13	 Peugeot 205 GTI	0:35:51		0:35:51	6:03
35	10	Berwyn Evans/Mari Haf Evans	E	10	 Ford Escort	0:35:57		0:35:57	6:09
36	39	Chris Johnson/Lauren Hewitt	B	8	 Peugeot 205	0:36:07		0:36:07	6:19
37	37	Martin Melling/Adrian Melling	B	9	 Austin Mini	0:37:01		0:37:01	7:13
38	46	Craig Aston/Mart Wassell	B	10	 Toyota Yaris SR	0:37:09		0:37:09	7:21
39	52	Guy Butler/Liam Johnson	C	6	 BMW Mini Cooper	0:37:10		0:37:10	7:22
40	48	Mark Livesey/Graham Brown	A	1	 Nissan Micra	0:37:37		0:37:37	7:49
41	15	Steven Kenyon/John Gardner	E	11	 Mitsubishi Evo	0:38:57		0:38:57	9:09
42	30	Paul Reader/Phil Reader	D	14	 Peugeot 205 GTI	0:40:00		0:40:00	10:12
43	35	Peter Zjalic/Izak Zjalic	B	11	 MG ZR	0:40:30		0:40:30	10:42
44	33	Craig Kennedy/Marcus Kennedy	B	12	 Vauxhall Corsa	0:40:55		0:40:55	11:07
45	41	Steve Forster/Paul Gorge	D	15	 Ford Escort Mk2	0:40:56		0:40:56	11:08
46	53	Gary Jones/Matthew Jones	B	13	 Fiat Punto	0:46:17		0:46:17	16:29
47	38	Craig Fairhurst/Daniel Fairhurst	D	16	 Ford Focus	1:08:29		1:08:29	38:41

Adgespeed Stages

Sunday 13th October 2019

Final Results by Competition Number

Results to MTC2

Number of starters is 50

ADGESPEED



No.	Pos	Driver/Co-driver	Class	Class Posn.	Vehicle	Total Stages	Total Penalty	Total Time	Diff. Leader
1	17	Simon Bowen/Richard Robinson	E	8	Ford Sierra Cosworth	0:32:08		0:32:08	2:20
2	13	Mark Smith/Tim Nunn	E	7	Darrian GTR 90	0:31:35		0:31:35	1:47
3	9	Andrew Morris/Chloe Thomas	D	3	Ford Escort	0:30:54		0:30:54	1:06
4		Peter Jackson/Craig Simkiss	E		Ford Escort	Transmission - after SS3			
5	5	Brandon Smith/Catrin Jones	E	4	Darrian 190t	0:30:26		0:30:26	0:38
6	6	Paul Murro/Callum Cross	E	5	Ford Escort Mk2	0:30:27		0:30:27	0:39
7	10	Mike English/Lewis English	D	4	Ford Escort Mk2	0:31:03		0:31:03	1:15
8	8	Dave Roberts/Jonathan Kennedy	E	6	Subaru Impreza	0:30:33		0:30:33	0:45
9	1	Adam Williams/Rachael Atherton	E	1	Subaru Impreza	0:29:48		0:29:48	
10	35	Berwyn Evans/Mari Haf Evans	E	10	Ford Escort	0:35:57		0:35:57	6:09
11	32	Jack Ives/Dave Read	D	12	Ford Escort	0:35:29		0:35:29	5:41
12	4	Greg Williams/Richard Edwards	E	3	Subaru Impreza	0:30:22		0:30:22	0:34
14	7	John Richardson/Eric Wilcockson	D	2	Ford Escort	0:30:27		0:30:27	0:39
15	41	Steven Kenyon/John Gardner	E	11	Mitsubishi Evo	0:38:57		0:38:57	9:09
16		James Swallow/Victoria Swallow	E		BMW Compact	Driveshaft gone - SS10			
17	3	Neil Roskell/Daniel Roskell	E	2	Subaru Impreza	0:30:01		0:30:01	0:13
18	21	John Stone/Alex Stone	C	3	Renault Twingo R1	0:33:17		0:33:17	3:29
19	19	Keith Anglesea/Paul Barbet	D	8	BMW Compact	0:33:00		0:33:00	3:12
20	18	Simon Verstraeten/Pauline Merrills	D	7	Talbot Sunbeam	0:32:19		0:32:19	2:31
21	11	Stephen Ellison/Sophie Landen	D	5	Ford Escort RS	0:31:06		0:31:06	1:18
22	12	Richard Kay/Adam Kay	C	1	Vauxhall Corsa	0:31:33		0:31:33	1:45
23	2	Matt Pierce/Brad Sowerby	D	1	Ford Escort Mk2	0:29:55		0:29:55	0:07
24	15	Dan Woods/Tony Garrett	C	2	Peugeot 106 GTi	0:32:05		0:32:05	2:17
25	34	Andy Brinkley/Rachel Faulkner	D	13	Peugeot 205 GTI	0:35:51		0:35:51	6:03
26		Thomas Barlow/Robert de Belder	D		Honda Civic Type R	Hit tyre wall junction 3 - SS9			
27	20	Roy Wadsley/Steve Wilson	E	9	Ford Escort Mk1	0:33:12		0:33:12	3:24
28	24	Alex Jackson/Chris Sharpe Simkiss	B	2	Ford Ka	0:33:38		0:33:38	3:50
29	25	Mark Dempster/Owain Thomas	D	11	Ford Escort	0:33:57		0:33:57	4:09
30	42	Paul Reader/Phil Reader	D	14	Peugeot 205 GTI	0:40:00		0:40:00	10:12
31	14	Jordan Duxbury/Rob Bryn Jones	D	6	Ford Escort Mk2	0:31:41		0:31:41	1:53
32	28	Robert Jones/Tony Archer	B	5	Ford Fiesta	0:34:38		0:34:38	4:50
33	44	Craig Kennedy/Marcus Kennedy	B	12	Vauxhall Corsa	0:40:55		0:40:55	11:07
34	23	Erdinc Degirmencoglu/Barry Armer	D	10	Ford Escort	0:33:36		0:33:36	3:48
35	43	Peter Zjalic/Izak Zjalic	B	11	MG ZR	0:40:30		0:40:30	10:42
36	22	Paul Wild/Richard Wilkinson	D	9	Peugeot 205 GTI	0:33:35		0:33:35	3:47
37	37	Martin Melling/Adrian Melling	B	9	Austin Mini	0:37:01		0:37:01	7:13
38	47	Craig Fairhurst/Daniel Fairhurst	D	16	Ford Focus	1:08:29		1:08:29	38:41
39	36	Chris Johnson/Lauren Hewitt	B	8	Peugeot 205	0:36:07		0:36:07	6:19
40	16	Matt Walk/Adrian Walk	B	1	Ford Fiesta	0:32:05		0:32:05	2:17
41	45	Steve Forster/Paul Gorge	D	15	Ford Escort Mk2	0:40:56		0:40:56	11:08
42	31	Billy Walden/Jane Walden	B	7	Nissan Micra	0:35:09		0:35:09	5:21
43	29	Chris Kelly/Hannah Kelly	C	4	Citroën C2	0:34:55		0:34:55	5:07
44	27	Tom Urquhart/Chris Cooper	B	4	Nissan Micra	0:34:33		0:34:33	4:45
45	26	Paul Price/Vicki Williams	B	3	Morris Mini Cooper S	0:34:24		0:34:24	4:36
46	38	Craig Aston/Mart Wassell	B	10	Toyota Yaris SR	0:37:09		0:37:09	7:21
47	33	Lauren Groves/Merfyn Williams	C	5	Citroën C2	0:35:45		0:35:45	5:57
48	40	Mark Livesey/Graham Brown	A	1	Nissan Micra	0:37:37		0:37:37	7:49
51	30	Phil Shaw/Paul Stringer	B	6	Nissan Micra	0:35:06		0:35:06	5:18
52	39	Guy Butler/Liam Johnson	C	6	BMW Mini Cooper	0:37:10		0:37:10	7:22
53	46	Gary Jones/Matthew Jones	B	13	Fiat Punto	0:46:17		0:46:17	16:29



Adgespeed Stages

Sunday 13th October 2019

Final Stage Times

ADGESPEED

















































No.	Driver	Class	SS 1 Stage 1	SS 2 Stage 2	SS 3 Stage 3	SS 4 Stage 4	SS 5 Stage 5	SS 6 Stage 6	SS 7 Stage 7	SS 8 Stage 8	SS 9 Stage 9	SS 10 Stage 10	SS 11 Stage 11	SS 12 Stage 12	Penalties	
1	Simon Bowen	E	2:39	2:32	2:58	2:44	2:22	2:23	2:48	2:41	2:46	2:43	2:49	2:43		
2	Mark Smith	E	2:36	2:28	2:49	2:43	2:19	2:13	2:50	2:40	2:46	2:44	2:48	2:39		
3	Andrew Morris	D	2:29	2:24	2:44	2:35	2:17	2:14	2:44	2:40	2:44	2:39	2:44	2:40		
4	Peter Jackson	E	2:19	2:16	8:00	30:00	Transmission - after SS3									
5	Brandon Smith	E	2:24	2:19	2:44	2:32	2:16	2:13	2:39	2:36	2:43	2:41	2:41	2:38		
6	Paul Murro	E	2:22	2:20	2:40	2:32	2:15	2:13	2:40	2:35	2:46	2:42	2:42	2:40		
7	Mike English	D	2:29	2:24	2:46	2:39	2:16	2:13	2:45	2:39	2:45	2:39	2:45	2:43		
8	Dave Roberts	E	2:26	2:22	2:37	2:31	2:16	2:12	2:43	2:39	2:42	2:42	2:43	2:40		
9	Adam Williams	E	2:21	2:18	2:32	2:27	2:12	2:12	2:38	2:35	2:39	2:37	2:40	2:37		
10	Berwyn Evans	E	2:21	8:00	2:35	2:27	2:20	2:15	2:42	2:36	2:44	2:39	2:40	2:38		
11	Jack Ives	D	2:23	2:19	2:33	2:25	2:29	2:13	2:37	7:34	2:46	2:43	2:45	2:42		
12	Greg Williams	E	2:28	2:22	2:31	2:28	2:17	2:13	2:43	2:37	2:44	2:38	2:43	2:38		
14	John Richardson	D	2:23	2:20	2:29	2:28	2:18	2:15	2:42	2:39	2:43	2:42	2:44	2:44		
15	Steven Kenyon	E	8:00	2:56	2:45	2:41	2:27	2:24	2:58	2:51	2:59	2:57	2:56	3:03		
16	James Swallow	E	2:26	2:20	2:33	2:31	2:17	2:14	2:48	2:41	2:43	Driveshaft gone - SS10				
17	Neil Roskell	E	2:26	2:22	2:29	2:25	2:14	2:12	2:38	2:36	2:39	2:40	2:40	2:40		
18	John Stone	C	2:48	2:33	2:40	2:40	2:30	2:27	2:55	2:53	2:58	2:56	2:58	2:59		
19	Keith Anglesea	D	2:33	2:31	2:44	2:41	2:26	2:19	2:56	2:50	3:02	3:01	3:04	2:53		
20	Simon Verstraeten	D	2:41	2:35	2:36	2:35	2:24	2:20	2:51	2:45	2:54	2:52	2:54	2:52		
21	Stephen Ellison	D	2:30	2:26	2:32	2:30	2:17	2:15	2:44	2:41	2:49	2:47	2:49	2:46		
22	Richard Kay	C	2:38	2:28	2:34	2:30	2:19	2:16	2:50	2:43	2:52	2:47	2:50	2:46		
23	Matt Pierce	D	2:22	2:19	2:27	2:24	2:12	2:10	2:41	2:37	2:43	2:43	2:39	2:38		
24	Dan Woods	C	2:29	2:25	2:32	2:30	2:20	2:17	2:46	3:45	2:47	2:44	2:46	2:44		
25	Andy Brinkley	D	2:51	2:45	2:48	2:52	2:39	2:37	3:11	3:05	3:21	3:17	3:15	3:10		
26	Thomas Barlow	D	2:40	2:35	2:40	2:38	2:29	2:34	2:56	2:52	Hit tyre wall junction 3 - SS9					
27	Roy Wadsley	E	2:39	2:31	2:38	2:34	2:25	2:26	3:02	2:50	3:08	3:03	3:01	2:55		
28	Alex Jackson	B	2:42	2:36	2:45	2:45	2:28	2:27	2:57	2:54	2:58	3:00	3:02	3:04		
29	Mark Dempster	D	2:41	2:34	2:54	2:47	2:28	2:23	3:01	2:51	3:12	3:07	3:05	2:54		
30	Paul Reader	D	2:51	2:48	2:49	8:00	2:32	2:30	3:04	3:01	3:11	3:09	3:08	2:57		
31	Jordan Duxbury	D	2:30	2:40	2:38	2:33	2:17	2:15	2:43	2:49	2:50	2:49	2:51	2:46		
32	Robert Jones	B	2:46	2:40	2:47	2:42	2:35	2:31	3:05	3:02	3:09	3:07	3:07	3:07		
33	Craig Kennedy	B	2:52	2:44	2:52	8:00	2:38	2:34	3:12	3:07	3:16	3:14	3:15	3:11		
34	Erdinc Degirmencoglu	D	2:42	2:34	2:46	2:40	2:29	2:26	2:58	2:56	3:14	3:01	2:56	2:54		
35	Peter Zjalic	B	8:00	3:03	3:05	2:49	2:38	2:31	3:03	2:56	3:14	3:03	3:05	3:03		
36	Paul Wild	D	2:40	2:50	2:58	2:37	2:28	2:23	3:00	2:51	3:02	2:56	2:56	2:54		
37	Martin Melling	B	3:01	3:13	3:01	2:55	2:40	2:38	3:14	3:09	3:23	3:13	3:18	3:16		
38	Craig Fairhurst	D	8:00	30:00	3:03	2:54	2:36	2:36	3:07	3:06	3:07	3:28	3:14	3:18		
39	Chris Johnson	B	2:53	3:18	3:12	3:06	2:37	2:31	3:03	2:57	3:11	3:06	3:07	3:06		
40	Matt Walk	B	2:32	2:44	2:34	2:31	2:26	2:21	2:47	2:46	2:52	2:50	2:51	2:51		
41	Steve Forster	D	2:56	3:01	2:54	2:52	2:38	2:38	3:07	3:05	3:19	8:00	3:13	3:13		
42	Billy Walden	B	2:56	2:59	2:53	2:47	2:32	2:34	3:06	2:58	3:08	3:05	3:08	3:03		
43	Chris Kelly	C	3:12	3:01	3:00	2:47	2:33	2:29	3:02	2:54	3:04	2:53	3:05	2:55		
44	Tom Urquhart	B	3:08	3:04	2:51	2:44	2:31	2:27	2:54	2:51	3:01	2:59	3:03	3:00		
45	Paul Price	B	2:55	2:53	2:50	2:48	2:34	2:28	2:57	2:53	3:09	2:58	3:00	2:59		
46	Craig Aston	B	3:04	3:03	5:08	2:46	2:30	2:28	3:02	2:58	3:06	3:00	3:03	3:01		
47	Lauren Groves	C	3:03	2:59	2:57	2:50	2:36	2:32	3:08	3:02	3:10	3:09	3:12	3:07		
48	Mark Livesey	A	3:06	3:09	3:05	2:58	2:47	2:42	3:17	3:11	3:26	3:17	3:21	3:18		
51	Phil Shaw	B	3:01	3:02	2:51	2:48	2:32	2:29	3:03	2:57	3:09	3:03	3:08	3:03		
52	Guy Butler	C	3:10	3:06	2:57	2:50	2:45	2:33	3:14	3:02	3:12	3:11	4:07	3:03		
53	Gary Jones	B	8:00	8:00	3:00	2:52	2:40	2:35	3:11	3:06	3:17	3:16	3:12	3:08		




Adgespeed Stages

Sunday 13th October 2019

Final Class Results

Pos	No.	Driver/Co-driver	Class	Ovrll Pos.	Vehicle	Total Stages	Total Penalty	Total Time	Diff. Leader
Class A									
1	48	Mark Livesey/Graham Brown	A	40	 Nissan Micra	0:37:37		0:37:37	
Class B									
1	40	Matt Walk/Adrian Walk	B	16	 Ford Fiesta	0:32:05		0:32:05	
2	28	Alex Jackson/Chris Sharpe Simkiss	B	24	 Ford Ka	0:33:38		0:33:38	1:33
3	45	Paul Price/Vicki Williams	B	26	 Morris Mini Cooper S	0:34:24		0:34:24	2:19
4	44	Tom Urquhart/Chris Cooper	B	27	 Nissan Micra	0:34:33		0:34:33	2:28
5	32	Robert Jones/Tony Archer	B	28	 Ford Fiesta	0:34:38		0:34:38	2:33
6	51	Phil Shaw/Paul Stringer	B	30	 Nissan Micra	0:35:06		0:35:06	3:01
7	42	Billy Walden/Jane Walden	B	31	 Nissan Micra	0:35:09		0:35:09	3:04
8	39	Chris Johnson/Lauren Hewitt	B	36	 Peugeot 205	0:36:07		0:36:07	4:02
9	37	Martin Melling/Adrian Melling	B	37	 Austin Mini	0:37:01		0:37:01	4:56
10	46	Craig Aston/Mart Wassell	B	38	 Toyota Yaris SR	0:37:09		0:37:09	5:04
11	35	Peter Zjalic/Izak Zjalic	B	43	 MG ZR	0:40:30		0:40:30	8:25
12	33	Craig Kennedy/Marcus Kennedy	B	44	 Vauxhall Corsa	0:40:55		0:40:55	8:50
13	53	Gary Jones/Matthew Jones	B	46	 Fiat Punto	0:46:17		0:46:17	14:12
Class C									
1	22	Richard Kay/Adam Kay	C	12	 Vauxhall Corsa	0:31:33		0:31:33	
2	24	Dan Woods/Tony Garrett	C	15	 Peugeot 106 GTi	0:32:05		0:32:05	0:32
3	18	John Stone/Alex Stone	C	21	 Renault Twingo R1	0:33:17		0:33:17	1:44
4	43	Chris Kelly/Hannah Kelly	C	29	 Citroën C2	0:34:55		0:34:55	3:22
5	47	Lauren Groves/Merfyn Williams	C	33	 Citroën C2	0:35:45		0:35:45	4:12
6	52	Guy Butler/Liam Johnson	C	39	 BMW Mini Cooper	0:37:10		0:37:10	5:37
Class D									
1	23	Matt Pierce/Brad Sowerby	D	2	 Ford Escort Mk2	0:29:55		0:29:55	
2	14	John Richardson/Eric Wilcockson	D	7	 Ford Escort	0:30:27		0:30:27	0:32
3	3	Andrew Morris/Chloe Thomas	D	9	 Ford Escort	0:30:54		0:30:54	0:59
4	7	Mike English/Lewis English	D	10	 Ford Escort Mk2	0:31:03		0:31:03	1:08
5	21	Stephen Ellison/Sophie Landen	D	11	 Ford Escort RS	0:31:06		0:31:06	1:11
6	31	Jordan Duxbury/Rob Bryn Jones	D	14	 Ford Escort Mk2	0:31:41		0:31:41	1:46
7	20	Simon Verstraeten/Pauline Merrills	D	18	 Talbot Sunbeam	0:32:19		0:32:19	2:24
8	19	Keith Anglesea/Paul Barbet	D	19	 BMW Compact	0:33:00		0:33:00	3:05
9	36	Paul Wild/Richard Wilkinson	D	22	 Peugeot 205 GTI	0:33:35		0:33:35	3:40
10	34	Erdinc Degirmencoglu/Barry Armer	D	23	 Ford Escort	0:33:36		0:33:36	3:41
11	29	Mark Dempster/Owain Thomas	D	25	 Ford Escort	0:33:57		0:33:57	4:02
12	11	Jack Ives/Dave Read	D	32	 Ford Escort	0:35:29		0:35:29	5:34
13	25	Andy Brinkley/Rachel Faulkner	D	34	 Peugeot 205 GTI	0:35:51		0:35:51	5:56
14	30	Paul Reader/Phil Reader	D	42	 Peugeot 205 GTI	0:40:00		0:40:00	10:05
15	41	Steve Forster/Paul Gorge	D	45	 Ford Escort Mk2	0:40:56		0:40:56	11:01
16	38	Craig Fairhurst/Daniel Fairhurst	D	47	 Ford Focus	1:08:29		1:08:29	38:34
Class E									
1	9	Adam Williams/Rachael Atherton	E	1	 Subaru Impreza	0:29:48		0:29:48	
2	17	Neil Roskell/Daniel Roskell	E	3	 Subaru Impreza	0:30:01		0:30:01	0:13
3	12	Greg Williams/Richard Edwards	E	4	 Subaru Impreza	0:30:22		0:30:22	0:34
4	5	Brandon Smith/Catrin Jones	E	5	 Darran 190t	0:30:26		0:30:26	0:38
5	6	Paul Murro/Callum Cross	E	6	 Ford Escort Mk2	0:30:27		0:30:27	0:39
6	8	Dave Roberts/Jonathan Kennedy	E	8	 Subaru Impreza	0:30:33		0:30:33	0:45
7	2	Mark Smith/Tim Nunn	E	13	 Darran GTR 90	0:31:35		0:31:35	1:47
8	1	Simon Bowen/Richard Robinson	E	17	 Ford Sierra Cosworth	0:32:08		0:32:08	2:20
9	27	Roy Wadsley/Steve Wilson	E	20	 Ford Escort Mk1	0:33:12		0:33:12	3:24
10	10	Berwyn Evans/Mari Haf Evans	E	35	 Ford Escort	0:35:57		0:35:57	6:09

Pos	No.	Driver/Co-driver	Class	Ovrll Pos.	Vehicle	Total Stages	Total Penalty	Total Time	Diff. Leader
Class E (Continued)									
11	15	Steven Kenyon/John Gardner	E	41	 Mitsubishi Evo	0:38:57		0:38:57	9:09




Adgespeed Stages

Sunday 13th October 2019

Final Retirements

Listed by Competition Number

3 Retirements

No.	Driver/Co-driver	Class	Vehicle	Location	Reason
4	Peter Jackson/Craig Simkiss	E	 Ford Escort	Stage 4	Tranmission - after SS3
16	James Swallow/Victoria Swallow	E	 BMW Compact	Stage 10	Driveshaft gone - SS10
26	Thomas Barlow/Robert de Belder	D	 Honda Civic Type R	Stage 9	Hit tyre wall junction 3 - SS9

Adgespeed Stages

Sunday 13th October 2019

Final Ten Best Times on Each Stage



SS 1 Stage 1 Bogey 2:00 Length 0.00 mile			SS 2 Stage 2 Bogey 2:00 Length 0.00 mile			SS 3 Stage 3 Bogey 2:05 Length 0.00 mile			SS 4 Stage 4 Bogey 2:05 Length 0.00 mile			SS 5 Stage 5 Bogey 2:00 Length 0.00 mile		
No.	Driver	Time	No.	Driver	Time	No.	Driver	Time	No.	Driver	Time	No.	Driver	Time
4	Jackson	2:19	4	Jackson	2:16	23	Pierce	2:27	23	Pierce	2:24	9=	Williams	2:12
9=	Williams	2:21	9	Williams	2:18	14=	Richardson	2:29	11=	Ives	2:25	23=	Pierce	2:12
10=	Evans	2:21	5=	Smith	2:19	17=	Roskell	2:29	17=	Roskell	2:25	17	Roskell	2:14
6=	Murro	2:22	11=	Ives	2:19	12	Williams	2:31	9=	Williams	2:27	6	Murro	2:15
23=	Pierce	2:22	23=	Pierce	2:19	9=	Williams	2:32	10=	Evans	2:27	5=	Smith	2:16
11=	Ives	2:23	6=	Murro	2:20	21=	Ellison	2:32	12=	Williams	2:28	7=	English	2:16
14=	Richardson	2:23	14=	Richardson	2:20	24=	Woods	2:32	14=	Richardson	2:28	8=	Roberts	2:16
5	Smith	2:24	16=	Swallow	2:20	11=	Ives	2:33	21=	Ellison	2:30	3=	Morris	2:17
8=	Roberts	2:26	8=	Roberts	2:22	16=	Swallow	2:33	22=	Kay	2:30	12=	Williams	2:17
16=	Swallow	2:26	12=	Williams	2:22	22=	Kay	2:34	24=	Woods	2:30	16=	Swallow	2:17
SS 6 Stage 6 Bogey 2:00 Length 0.00 mile			SS 7 Stage 7 Bogey 2:10 Length 0.00 mile			SS 8 Stage 8 Bogey 2:10 Length 0.00 mile			SS 9 Stage 9 Bogey 2:20 Length 0.00 mile			SS 10 Stage 10 Bogey 2:20 Length 0.00 mile		
No.	Driver	Time	No.	Driver	Time	No.	Driver	Time	No.	Driver	Time	No.	Driver	Time
23	Pierce	2:10	11	Ives	2:37	6=	Murro	2:35	9=	Williams	2:39	9	Williams	2:37
8=	Roberts	2:12	9=	Williams	2:38	9=	Williams	2:35	17=	Roskell	2:39	12	Williams	2:38
9=	Williams	2:12	17=	Roskell	2:38	5=	Smith	2:36	8	Roberts	2:42	3=	Morris	2:39
17=	Roskell	2:12	5	Smith	2:39	10=	Evans	2:36	5=	Smith	2:43	7=	English	2:39
2=	Smith	2:13	6	Murro	2:40	17=	Roskell	2:36	14=	Richardson	2:43	10=	Evans	2:39
5=	Smith	2:13	23	Pierce	2:41	12=	Williams	2:37	16=	Swallow	2:43	17	Roskell	2:40
6=	Murro	2:13	10=	Evans	2:42	23=	Pierce	2:37	23=	Pierce	2:43	5	Smith	2:41
7=	English	2:13	14=	Richardson	2:42	7=	English	2:39	3=	Morris	2:44	6=	Murro	2:42
11=	Ives	2:13	8=	Roberts	2:43	8=	Roberts	2:39	10=	Evans	2:44	8=	Roberts	2:42
12=	Williams	2:13	12=	Williams	2:43	14=	Richardson	2:39	12=	Williams	2:44	14=	Richardson	2:42
SS 11 Stage 11 Bogey 2:20 Length 0.00 mile			SS 12 Stage 12 Bogey 2:20 Length 0.00 mile											
No.	Driver	Time	No.	Driver	Time									
23	Pierce	2:39	9	Williams	2:37									
9=	Williams	2:40	5=	Smith	2:38									
10=	Evans	2:40	10=	Evans	2:38									
17=	Roskell	2:40	12=	Williams	2:38									
5	Smith	2:41	23=	Pierce	2:38									
6	Murro	2:42	2	Smith	2:39									
8=	Roberts	2:43	3=	Morris	2:40									
12=	Williams	2:43	6=	Murro	2:40									
3=	Morris	2:44	8=	Roberts	2:40									
14=	Richardson	2:44	17=	Roskell	2:40									



Adgespeed Stages

Sunday 13th October 2019

Final Ten Leading Positions after Each Stage

ADGESPEED



SS 1 Stage 1 Asphalt Length 0.00 mile			SS 2 Stage 2 Asphalt Length 0.00 mile			SS 3 Stage 3 Asphalt Length 0.00 mile			SS 4 Stage 4 Asphalt Length 0.00 mile			SS 5 Stage 5 Asphalt Length 0.00 mile		
No.	Driver	Total	No.	Driver	Total	No.	Driver	Total	No.	Driver	Total	No.	Driver	Total
4	Jackson	0:02:19	4	Jackson	0:04:35	23	Pierce	0:07:08	23	Pierce	0:09:32	23	Pierce	0:11:44
9=	Williams	0:02:21	9	Williams	0:04:39	9	Williams	0:07:11	9	Williams	0:09:38	9	Williams	0:11:50
10=	Evans	0:02:21	23	Pierce	0:04:41	14	Richardson	0:07:12	11	Ives	0:09:40	17	Roskell	0:11:56
6=	Murro	0:02:22	6	Murro	0:04:42	11	Ives	0:07:15	14	Richardson	0:09:40	14	Richardson	0:11:58
23=	Pierce	0:02:22	11	Ives	0:04:42	17	Roskell	0:07:17	17	Roskell	0:09:42	12	Williams	0:12:06
11=	Ives	0:02:23	14	Richardson	0:04:43	16	Swallow	0:07:19	12	Williams	0:09:49	16	Swallow	0:12:07
14=	Richardson	0:02:23	5	Smith	0:04:43	12	Williams	0:07:21	16	Swallow	0:09:50	6	Murro	0:12:09
5	Smith	0:02:24	16	Swallow	0:04:46	6	Murro	0:07:22	6	Murro	0:09:54	11	Ives	0:12:09
8=	Roberts	0:02:26	8=	Roberts	0:04:48	8	Roberts	0:07:25	8	Roberts	0:09:56	8	Roberts	0:12:12
16=	Swallow	0:02:26	17=	Roskell	0:04:48	24	Woods	0:07:26	24	Woods	0:09:56	5	Smith	0:12:15
SS 6 Stage 6 Asphalt Length 0.00 mile			SS 7 Stage 7 Asphalt Length 0.00 mile			SS 8 Stage 8 Asphalt Length 0.00 mile			SS 9 Stage 9 Asphalt Length 0.00 mile			SS 10 Stage 10 Asphalt Length 0.00 mile		
No.	Driver	Total	No.	Driver	Total	No.	Driver	Total	No.	Driver	Total	No.	Driver	Total
23	Pierce	0:13:54	23	Pierce	0:16:35	23	Pierce	0:19:12	9	Williams	0:21:54	9	Williams	0:24:31
9	Williams	0:14:02	9	Williams	0:16:40	9	Williams	0:19:15	23	Pierce	0:21:55	23	Pierce	0:24:38
17	Roskell	0:14:08	17	Roskell	0:16:46	17	Roskell	0:19:22	17	Roskell	0:22:01	17	Roskell	0:24:41
14	Richardson	0:14:13	14	Richardson	0:16:55	14	Richardson	0:19:34	14	Richardson	0:22:17	14	Richardson	0:24:59
12	Williams	0:14:19	11	Ives	0:16:59	6	Murro	0:19:37	6	Murro	0:22:23	12	Williams	0:25:01
16	Swallow	0:14:21	6	Murro	0:17:02	12	Williams	0:19:39	12	Williams	0:22:23	6	Murro	0:25:05
6	Murro	0:14:22	12	Williams	0:17:02	5	Smith	0:19:43	5	Smith	0:22:26	5	Smith	0:25:07
11	Ives	0:14:22	5	Smith	0:17:07	8	Roberts	0:19:46	8	Roberts	0:22:28	8	Roberts	0:25:10
8	Roberts	0:14:24	8	Roberts	0:17:07	16	Swallow	0:19:50	16	Swallow	0:22:33	3	Morris	0:25:30
5	Smith	0:14:28	16	Swallow	0:17:09	21	Ellison	0:19:55	21	Ellison	0:22:44	21	Ellison	0:25:31
SS 11 Stage 11 Asphalt Length 0.00 mile			SS 12 Stage 12 Asphalt Length 0.00 mile											
No.	Driver	Total	No.	Driver	Total									
9	Williams	0:27:11	9	Williams	0:29:48									
23	Pierce	0:27:17	23	Pierce	0:29:55									
17	Roskell	0:27:21	17	Roskell	0:30:01									
14	Richardson	0:27:43	12	Williams	0:30:22									
12	Williams	0:27:44	5	Smith	0:30:26									
6	Murro	0:27:47	6	Murro	0:30:27									
5	Smith	0:27:48	14	Richardson	0:30:27									
8	Roberts	0:27:53	8	Roberts	0:30:33									
3	Morris	0:28:14	3	Morris	0:30:54									
7	English	0:28:20	7	English	0:31:03									



Adgespeed Stages

Sunday 13th October 2019

Final Stage Positions

Total number of fastest times, second fastest times etc.

No.	Driver	1	2	3	4	5	6	7	8	9	10	11	12	13	14	15
9	Adam Williams	5	5	-	1	1	-	-	-	-	-	-	-	-	-	-
23	Matt Pierce	5	1	1	2	-	2	-	-	-	-	1	-	-	-	-
4	Peter Jackson	2	-	-	-	-	-	-	-	-	-	-	-	-	-	-
17	Neil Roskell	1	5	2	-	-	1	1	-	2	-	-	-	-	-	-
11	Jack Ives	1	1	1	-	1	1	-	1	-	-	3	1	-	-	-
6	Paul Murro	1	-	-	2	2	2	1	1	-	-	-	1	-	1	-
10	Berwyn Evans	-	3	2	1	-	-	1	1	-	-	-	1	1	-	-
12	Greg Williams	-	2	-	1	1	2	1	2	2	-	-	1	-	-	-
5	Brandon Smith	-	1	2	2	3	-	1	1	-	-	-	-	-	1	-
8	Dave Roberts	-	1	1	-	1	-	2	2	3	-	1	-	-	1	-
14	John Richardson	-	1	-	1	-	3	1	2	1	-	-	-	2	1	-
7	Mike English	-	-	1	-	2	-	-	1	-	-	2	2	1	1	-
3	Andrew Morris	-	-	1	-	-	-	1	2	1	-	2	2	1	-	-
16	James Swallow	-	-	-	1	-	1	-	2	1	-	2	-	1	-	-
2	Mark Smith	-	-	-	-	1	1	-	-	-	-	1	1	-	3	-
21	Stephen Ellison	-	-	-	-	1	-	-	2	-	-	-	1	2	-	2
24	Dan Woods	-	-	-	-	1	-	-	1	-	-	-	-	2	3	1
31	Jordan Duxbury	-	-	-	-	-	-	-	1	1	-	-	-	1	-	1
22	Richard Kay	-	-	-	-	-	-	-	1	-	1	-	-	-	1	-
40	Matt Walk	-	-	-	-	-	-	-	-	-	1	1	-	-	-	-
1	Simon Bowen	-	-	-	-	-	-	-	-	-	-	1	2	1	-	1
20	Simon Verstraeten	-	-	-	-	-	-	-	-	-	-	-	-	1	-	-
27	Roy Wadsley	-	-	-	-	-	-	-	-	-	-	-	-	-	-	1

Note: where more than one competitor has the same stage time, they are all credited with the same stage position.

Adgespeed Stages

Sunday 13th October 2019



Final Time Chart



Competitors in order of time taken on each stage

Posn	Stage																	
	1 Stage 1		2 Stage 2		3 Stage 3		4 Stage 4		5 Stage 5		6 Stage 6		7 Stage 7		8 Stage 8		9 Stage 9	
1	4	2:19	4	2:16	23	2:27	23	2:24	9=	2:12	23	2:10	11	2:37	6=	2:35	9=	2:39
2	9=	2:21	9	2:18	14=	2:29	11=	2:25	23=	2:12	8=	2:12	9=	2:38	9=	2:35	17=	2:39
3	10=	2:21	5=	2:19	17=	2:29	17=	2:25	17	2:14	9=	2:12	17=	2:38	5=	2:36	8	2:42
4	6=	2:22	11=	2:19	12	2:31	9=	2:27	6	2:15	17=	2:12	5	2:39	10=	2:36	5=	2:43
5	23=	2:22	23=	2:19	9=	2:32	10=	2:27	5=	2:16	2=	2:13	6	2:40	17=	2:36	14=	2:43
6	11=	2:23	6=	2:20	21=	2:32	12=	2:28	7=	2:16	5=	2:13	23	2:41	12=	2:37	16=	2:43
7	14=	2:23	14=	2:20	24=	2:32	14=	2:28	8=	2:16	6=	2:13	10=	2:42	23=	2:37	23=	2:43
8	5	2:24	16=	2:20	11=	2:33	21=	2:30	3=	2:17	7=	2:13	14=	2:42	7=	2:39	3=	2:44
9	8=	2:26	8=	2:22	16=	2:33	22=	2:30	12=	2:17	11=	2:13	8=	2:43	8=	2:39	10=	2:44
10	16=	2:26	12=	2:22	22=	2:34	24=	2:30	16=	2:17	12=	2:13	12=	2:43	14=	2:39	12=	2:44
11	17=	2:26	17=	2:22	40=	2:34	8=	2:31	21=	2:17	3=	2:14	31=	2:43	2=	2:40	7	2:45
12	12	2:28	3=	2:24	10	2:35	16=	2:31	31=	2:17	16=	2:14	3=	2:44	3=	2:40	1=	2:46
13	3=	2:29	7=	2:24	20	2:36	40=	2:31	14	2:18	10=	2:15	21=	2:44	1=	2:41	2=	2:46
14	7=	2:29	24	2:25	8	2:37	5=	2:32	2=	2:19	14=	2:15	7	2:45	16=	2:41	6=	2:46
15	24=	2:29	21	2:26	27=	2:38	6=	2:32	22=	2:19	21=	2:15	24	2:46	21=	2:41	11=	2:46
16	21=	2:30	2=	2:28	31=	2:38	31	2:33	10=	2:20	31=	2:15	40	2:47	22	2:43	24	2:47
17	31=	2:30	22=	2:28	6=	2:40	27	2:34	24=	2:20	22	2:16	1=	2:48	20	2:45	21	2:49
18	40	2:32	19=	2:31	18=	2:40	3=	2:35	1	2:22	24	2:17	16=	2:48	40	2:46	31	2:50
19	19	2:33	27=	2:31	26=	2:40	20=	2:35	20	2:24	19	2:19	2=	2:50	31	2:49	22=	2:52
20	2	2:36	1	2:32	3=	2:44	36	2:37	27	2:25	20	2:20	22=	2:50	19=	2:50	40=	2:52
21	22	2:38	18	2:33	5=	2:44	26	2:38	19=	2:26	40	2:21	20	2:51	27=	2:50	20	2:54
22	1=	2:39	29=	2:34	19=	2:44	7	2:39	40=	2:26	1=	2:23	44	2:54	15=	2:51	18=	2:58
23	27=	2:39	34=	2:34	15=	2:45	18=	2:40	15	2:27	29=	2:23	18	2:55	29=	2:51	28=	2:58
24	26=	2:40	20=	2:35	28=	2:45	34=	2:40	28=	2:28	36=	2:23	19=	2:56	36=	2:51	15	2:59
25	36=	2:40	26=	2:35	7=	2:46	15=	2:41	29=	2:28	15	2:24	26=	2:56	44=	2:51	44	3:01
26	20=	2:41	28	2:36	34=	2:46	19=	2:41	36=	2:28	27=	2:26	28=	2:57	26	2:52	19=	3:02
27	29=	2:41	31=	2:40	32	2:47	32	2:42	11=	2:29	34=	2:26	45=	2:57	18=	2:53	36=	3:02
28	28=	2:42	32=	2:40	25	2:48	2	2:43	26=	2:29	18=	2:27	15=	2:58	45=	2:53	43	3:04
29	34=	2:42	33=	2:44	2=	2:49	1=	2:44	34=	2:29	28=	2:27	34=	2:58	28=	2:54	46	3:06
30	32	2:46	40=	2:44	30=	2:49	44=	2:44	18=	2:30	44=	2:27	36	3:00	43=	2:54	38	3:07
31	18	2:48	25	2:45	45	2:50	28	2:45	46=	2:30	45=	2:28	29	3:01	34=	2:56	27=	3:08
32	25=	2:51	30	2:48	44=	2:51	46	2:46	44	2:31	46=	2:28	27=	3:02	35=	2:56	42=	3:08
33	30=	2:51	36	2:50	51=	2:51	29=	2:47	30=	2:32	43=	2:29	43=	3:02	39=	2:57	32=	3:09
34	33	2:52	45	2:53	33	2:52	42=	2:47	42=	2:32	51=	2:29	46=	3:02	51=	2:57	45=	3:09
35	39	2:53	15	2:56	42	2:53	43=	2:47	51=	2:32	30	2:30	35=	3:03	42=	2:58	51=	3:09
36	45	2:55	42=	2:59	29=	2:54	45=	2:48	43	2:33	32=	2:31	39=	3:03	46=	2:58	47	3:10
37	41=	2:56	47=	2:59	41=	2:54	51=	2:48	45	2:34	35=	2:31	51=	3:03	30	3:01	30=	3:11
38	42=	2:56	41=	3:01	47=	2:57	35	2:49	32	2:35	39=	2:31	30	3:04	32=	3:02	39=	3:11
39	37=	3:01	43=	3:01	52=	2:57	47=	2:50	38=	2:36	47	2:32	32	3:05	47=	3:02	29=	3:12
40	51=	3:01	51	3:02	1=	2:58	52=	2:50	47=	2:36	52	2:33	42	3:06	52=	3:02	52=	3:12
41	47	3:03	35=	3:03	36=	2:58	25=	2:52	39	2:37	26=	2:34	38=	3:07	25=	3:05	34=	3:14
42	46	3:04	46=	3:03	43=	3:00	41=	2:52	33=	2:38	33=	2:34	41=	3:07	41=	3:05	35=	3:14
43	48	3:06	44	3:04	53=	3:00	53=	2:52	35=	2:38	42=	2:34	47	3:08	38=	3:06	33	3:16
44	44	3:08	52	3:06	37	3:01	38	2:54	41=	2:38	53	2:35	25=	3:11	53=	3:06	53	3:17
45	52	3:10	48	3:09	38	3:03	37	2:55	25	2:39	38	2:36	53=	3:11	33	3:07	41	3:19
46	43	3:12	37	3:13	35=	3:05	48	2:58	37=	2:40	25	2:37	33	3:12	37	3:09	25	3:21
47	15=	8:00	39	3:18	48=	3:05	39	3:06	53=	2:40	37=	2:38	37=	3:14	48	3:11	37	3:23
48	35=	8:00	10=	8:00	39	3:12	30=	8:00	52	2:45	41=	2:38	52=	3:14	24	3:45	48	3:26
49	38=	8:00	53=	8:00	46	5:08	33=	8:00	48	2:47	48	2:42	48	3:17	11	7:34		
50	53=	8:00	38	30:00	4	8:00	4	30:00										



Adgespeed Stages

Sunday 13th October 2019

Final Time Chart

Competitors in order of time taken on each stage

Posn	Stage					
	10 Stage 10		11 Stage 11		12 Stage 12	
1	9	2:37	23	2:39	9	2:37
2	12	2:38	9=	2:40	5=	2:38
3	3=	2:39	10=	2:40	10=	2:38
4	7=	2:39	17=	2:40	12=	2:38
5	10=	2:39	5	2:41	23=	2:38
6	17	2:40	6	2:42	2	2:39
7	5	2:41	8=	2:43	3=	2:40
8	6=	2:42	12=	2:43	6=	2:40
9	8=	2:42	3=	2:44	8=	2:40
10	14=	2:42	14=	2:44	17=	2:40
11	1=	2:43	7=	2:45	11	2:42
12	11=	2:43	11=	2:45	1=	2:43
13	23=	2:43	24	2:46	7=	2:43
14	2=	2:44	2	2:48	14=	2:44
15	24=	2:44	1=	2:49	24=	2:44
16	21=	2:47	21=	2:49	21=	2:46
17	22=	2:47	22	2:50	22=	2:46
18	31	2:49	31=	2:51	31=	2:46
19	40	2:50	40=	2:51	40	2:51
20	20	2:52	20	2:54	20	2:52
21	43	2:53	15=	2:56	19	2:53
22	18=	2:56	34=	2:56	29=	2:54
23	36=	2:56	36=	2:56	34=	2:54
24	15	2:57	18	2:58	36=	2:54
25	45	2:58	45	3:00	27=	2:55
26	44	2:59	27	3:01	43=	2:55
27	28=	3:00	28	3:02	30	2:57
28	46=	3:00	44=	3:03	18=	2:59
29	19=	3:01	46=	3:03	45=	2:59
30	34=	3:01	19	3:04	44	3:00
31	27=	3:03	29=	3:05	46	3:01
32	35=	3:03	35=	3:05	15=	3:03
33	51=	3:03	43=	3:05	35=	3:03
34	42	3:05	32=	3:07	42=	3:03
35	39	3:06	39=	3:07	51=	3:03
36	29=	3:07	30=	3:08	52=	3:03
37	32=	3:07	42=	3:08	28	3:04
38	30=	3:09	51=	3:08	39	3:06
39	47=	3:09	47=	3:12	32=	3:07
40	52	3:11	53=	3:12	47=	3:07
41	37	3:13	41	3:13	53	3:08
42	33	3:14	38	3:14	25	3:10
43	53	3:16	25=	3:15	33	3:11
44	25=	3:17	33=	3:15	41	3:13
45	48=	3:17	37	3:18	37	3:16
46	38	3:28	48	3:21	38=	3:18
47	41	8:00	52	4:07	48=	3:18

Adgespeed Stages

Sunday 13th October 2019

Final Stage Chart

ADGESPEED



Cumulative positions after each stage (including all additional penalties)

Posn	Stage															
	1 Stage 1		2 Stage 2		3 Stage 3		4 Stage 4		5 Stage 5		6 Stage 6		7 Stage 7		8 Stage 8	
1	4	0:02:19	4	0:04:35	23	0:07:08	23	0:09:32	23	0:11:44	23	0:13:54	23	0:16:35	23	0:19:12
2	9=	0:02:21	9	0:04:39	9	0:07:11	9	0:09:38	9	0:11:50	9	0:14:02	9	0:16:40	9	0:19:15
3	10=	0:02:21	23	0:04:41	14	0:07:12	11	0:09:40	17	0:11:56	17	0:14:08	17	0:16:46	17	0:19:22
4	6=	0:02:22	6	0:04:42	11	0:07:15	14	0:09:40	14	0:11:58	14	0:14:13	14	0:16:55	14	0:19:34
5	23=	0:02:22	11	0:04:42	17	0:07:17	17	0:09:42	12	0:12:06	12	0:14:19	11	0:16:59	6	0:19:37
6	11=	0:02:23	14	0:04:43	16	0:07:19	12	0:09:49	16	0:12:07	16	0:14:21	6	0:17:02	12	0:19:39
7	14=	0:02:23	5	0:04:43	12	0:07:21	16	0:09:50	6	0:12:09	6	0:14:22	12	0:17:02	5	0:19:43
8	5	0:02:24	16	0:04:46	6	0:07:22	6	0:09:54	11	0:12:09	11	0:14:22	5	0:17:07	8	0:19:46
9	8=	0:02:26	8=	0:04:48	8	0:07:25	8	0:09:56	8	0:12:12	8	0:14:24	8	0:17:07	16	0:19:50
10	16=	0:02:26	17=	0:04:48	24	0:07:26	24	0:09:56	5	0:12:15	5	0:14:28	16	0:17:09	21	0:19:55
11	17=	0:02:26	12	0:04:50	5	0:07:27	21	0:09:58	21	0:12:15	21	0:14:30	21	0:17:14	3	0:20:07
12	12	0:02:28	3=	0:04:53	21	0:07:28	5	0:09:59	24	0:12:16	24	0:14:33	24	0:17:19	7	0:20:11
13	3=	0:02:29	7=	0:04:53	3	0:07:37	22	0:10:10	3	0:12:29	3	0:14:43	3	0:17:27	22	0:20:18
14	7=	0:02:29	24	0:04:54	7	0:07:39	3	0:10:12	22	0:12:29	22	0:14:45	7	0:17:32	31	0:20:25
15	24=	0:02:29	21	0:04:56	22	0:07:40	7	0:10:18	7	0:12:34	7	0:14:47	22	0:17:35	2	0:20:38
16	21=	0:02:30	19	0:05:04	31	0:07:48	31	0:10:21	31	0:12:38	31	0:14:53	31	0:17:36	40	0:20:41
17	31=	0:02:30	2	0:05:04	19	0:07:48	40	0:10:21	40	0:12:47	40	0:15:08	40	0:17:55	20	0:20:47
18	40	0:02:32	22	0:05:06	27	0:07:48	27	0:10:22	27	0:12:47	2	0:15:08	2	0:17:58	19	0:21:00
19	19	0:02:33	31	0:05:10	40	0:07:50	20	0:10:27	20	0:12:51	20	0:15:11	20	0:18:02	24	0:21:04
20	2	0:02:36	27	0:05:10	20	0:07:52	19	0:10:29	19	0:12:55	27	0:15:13	19	0:18:10	27	0:21:05
21	22	0:02:38	1	0:05:11	2	0:07:53	26	0:10:33	2	0:12:55	19	0:15:14	27	0:18:15	1	0:21:07
22	1=	0:02:39	26	0:05:15	26	0:07:55	2	0:10:36	26	0:13:02	26	0:15:36	1	0:18:26	26	0:21:24
23	27=	0:02:39	29	0:05:15	18	0:08:01	18	0:10:41	34	0:13:11	34	0:15:37	26	0:18:32	18	0:21:26
24	26=	0:02:40	40	0:05:16	34	0:08:02	34	0:10:42	18	0:13:11	1	0:15:38	18	0:18:33	34	0:21:31
25	36=	0:02:40	20	0:05:16	28	0:08:03	28	0:10:48	1	0:13:15	18	0:15:38	34	0:18:35	28	0:21:34
26	20=	0:02:41	34	0:05:16	1	0:08:09	1	0:10:53	28	0:13:16	28	0:15:43	28	0:18:40	29	0:21:39
27	29=	0:02:41	28	0:05:18	29	0:08:09	32	0:10:55	29	0:13:24	29	0:15:47	29	0:18:48	36	0:21:47
28	28=	0:02:42	18	0:05:21	32	0:08:13	29	0:10:56	32	0:13:30	36	0:15:56	36	0:18:56	32	0:22:08
29	34=	0:02:42	32	0:05:26	25	0:08:24	36	0:11:05	36	0:13:33	32	0:16:01	32	0:19:06	45	0:22:18
30	32	0:02:46	36	0:05:30	36	0:08:28	25	0:11:16	25	0:13:55	45	0:16:28	45	0:19:25	44	0:22:30
31	18	0:02:48	25	0:05:36	30	0:08:28	45	0:11:26	45	0:14:00	25	0:16:32	44	0:19:39	51	0:22:43
32	25=	0:02:51	33	0:05:36	33	0:08:28	42	0:11:35	42	0:14:07	42	0:16:41	25	0:19:43	42	0:22:45
33	30=	0:02:51	30	0:05:39	45	0:08:38	51	0:11:42	51	0:14:14	51	0:16:43	51	0:19:46	25	0:22:48
34	33	0:02:52	45	0:05:48	42	0:08:48	41	0:11:43	44	0:14:18	44	0:16:45	42	0:19:47	43	0:22:58
35	39	0:02:53	42	0:05:55	41	0:08:51	44	0:11:47	41	0:14:21	47	0:16:57	43	0:20:04	47	0:23:07
36	45	0:02:55	41	0:05:57	51	0:08:54	47	0:11:49	47	0:14:25	41	0:16:59	47	0:20:05	41	0:23:11
37	41=	0:02:56	47	0:06:02	47	0:08:59	43	0:12:00	43	0:14:33	43	0:17:02	41	0:20:06	39	0:23:37
38	42=	0:02:56	51	0:06:03	44	0:09:03	52	0:12:03	52	0:14:48	52	0:17:21	52	0:20:35	52	0:23:37
39	37=	0:03:01	46	0:06:07	52	0:09:13	37	0:12:10	37	0:14:50	37	0:17:28	39	0:20:40	37	0:23:51
40	51=	0:03:01	39	0:06:11	43	0:09:13	48	0:12:18	48	0:15:05	39	0:17:37	37	0:20:42	48	0:24:15
41	47	0:03:03	44	0:06:12	37	0:09:15	39	0:12:29	39	0:15:06	48	0:17:47	48	0:21:04	11	0:24:33
42	46	0:03:04	43	0:06:13	48	0:09:20	46	0:14:01	46	0:16:31	46	0:18:59	46	0:22:01	46	0:24:59
43	48	0:03:06	37	0:06:14	39	0:09:23	10	0:15:23	10	0:17:43	10	0:19:58	10	0:22:40	10	0:25:16
44	44	0:03:08	48	0:06:15	46	0:11:15	15	0:16:22	15	0:18:49	15	0:21:13	15	0:24:11	15	0:27:02
45	52	0:03:10	52	0:06:16	4	0:12:35	30	0:16:28	30	0:19:00	30	0:21:30	30	0:24:34	30	0:27:35
46	43	0:03:12	10	0:10:21	10	0:12:56	33	0:16:28	33	0:19:06	33	0:21:40	33	0:24:52	33	0:27:59
47	15=	0:08:00	15	0:10:56	15	0:13:41	35	0:16:57	35	0:19:35	35	0:22:06	35	0:25:09	35	0:28:05
48	35=	0:08:00	35	0:11:03	35	0:14:08	53	0:21:52	53	0:24:32	53	0:27:07	53	0:30:18	53	0:33:24
49	38=	0:08:00	53	0:16:00	53	0:19:00	4	0:42:35	38	0:46:33	38	0:49:09	38	0:52:16	38	0:55:22
50	53=	0:08:00	38	0:38:00	38	0:41:03	38	0:43:57								



Adgespeed Stages

Sunday 13th October 2019

Final Stage Chart

Cumulative positions after each stage (including all additional penalties)

Posn	Stage							
	9 Stage 9		10 Stage 10		11 Stage 11		12 Stage 12	
1	9	0:21:54	9	0:24:31	9	0:27:11	9	0:29:48
2	23	0:21:55	23	0:24:38	23	0:27:17	23	0:29:55
3	17	0:22:01	17	0:24:41	17	0:27:21	17	0:30:01
4	14	0:22:17	14	0:24:59	14	0:27:43	12	0:30:22
5	6	0:22:23	12	0:25:01	12	0:27:44	5	0:30:26
6	12	0:22:23	6	0:25:05	6	0:27:47	6	0:30:27
7	5	0:22:26	5	0:25:07	5	0:27:48	14	0:30:27
8	8	0:22:28	8	0:25:10	8	0:27:53	8	0:30:33
9	16	0:22:33	3	0:25:30	3	0:28:14	3	0:30:54
10	21	0:22:44	21	0:25:31	7	0:28:20	7	0:31:03
11	3	0:22:51	7	0:25:35	21	0:28:20	21	0:31:06
12	7	0:22:56	22	0:25:57	22	0:28:47	22	0:31:33
13	22	0:23:10	31	0:26:04	31	0:28:55	2	0:31:35
14	31	0:23:15	2	0:26:08	2	0:28:56	31	0:31:41
15	2	0:23:24	40	0:26:23	40	0:29:14	24	0:32:05
16	40	0:23:33	20	0:26:33	24	0:29:21	40	0:32:05
17	20	0:23:41	24	0:26:35	1	0:29:25	1	0:32:08
18	24	0:23:51	1	0:26:36	20	0:29:27	20	0:32:19
19	1	0:23:53	19	0:27:03	19	0:30:07	19	0:33:00
20	19	0:24:02	27	0:27:16	27	0:30:17	27	0:33:12
21	27	0:24:13	18	0:27:20	18	0:30:18	18	0:33:17
22	18	0:24:24	28	0:27:32	28	0:30:34	36	0:33:35
23	28	0:24:32	36	0:27:45	36	0:30:41	34	0:33:36
24	34	0:24:45	34	0:27:46	34	0:30:42	28	0:33:38
25	36	0:24:49	29	0:27:58	29	0:31:03	29	0:33:57
26	29	0:24:51	32	0:28:24	45	0:31:25	45	0:34:24
27	32	0:25:17	45	0:28:25	32	0:31:31	44	0:34:33
28	45	0:25:27	44	0:28:30	44	0:31:33	32	0:34:38
29	44	0:25:31	51	0:28:55	43	0:32:00	43	0:34:55
30	51	0:25:52	43	0:28:55	51	0:32:03	51	0:35:06
31	42	0:25:53	42	0:28:58	42	0:32:06	42	0:35:09
32	43	0:26:02	25	0:29:26	47	0:32:38	11	0:35:29
33	25	0:26:09	47	0:29:26	25	0:32:41	47	0:35:45
34	47	0:26:17	39	0:29:54	11	0:32:47	25	0:35:51
35	41	0:26:30	52	0:30:00	39	0:33:01	10	0:35:57
36	39	0:26:48	11	0:30:02	10	0:33:19	39	0:36:07
37	52	0:26:49	37	0:30:27	37	0:33:45	37	0:37:01
38	37	0:27:14	10	0:30:39	52	0:34:07	46	0:37:09
39	11	0:27:19	48	0:30:58	46	0:34:08	52	0:37:10
40	48	0:27:41	46	0:31:05	48	0:34:19	48	0:37:37
41	10	0:28:00	15	0:32:58	15	0:35:54	15	0:38:57
42	46	0:28:05	30	0:33:55	30	0:37:03	30	0:40:00
43	15	0:30:01	35	0:34:22	35	0:37:27	35	0:40:30
44	30	0:30:46	33	0:34:29	41	0:37:43	33	0:40:55
45	33	0:31:15	41	0:34:30	33	0:37:44	41	0:40:56
46	35	0:31:19	53	0:39:57	53	0:43:09	53	0:46:17
47	53	0:36:41	38	1:01:57	38	1:05:11	38	1:08:29
48	38	0:58:29						

